GRUNDIG

TV Service Manual

4. Ergänzung / Supplement 4

DIGI 100



CUC 1838

ELEGANCE 72 FLAT
MF 72-3110 DOLBY
GCM4700 / VNM

ELEGANCE 72 FLAT
MF 72-3110/8 DOLBY
GCL8600 / VNM

LEEMAXX 72 FLAT
MF 72-9110/8 DOLBY
GCM9100 / VNM

ORLANDO FLAT
SE 7270 DOLBY
GCN6300 / VNM

CUC 1839

LENARO 84
MF 84-6110/8 DOLBY
GCM3000 / VNM

Zusätzlich erforderliche Unterlagen für den Komplettservice
Additionally required Service Documents for the Complete Service

Service Manual	Service Manual	Service Training
DIGI 100	Sicherheit Safety	DIGI 100
Materialnr./Part No. 720100305000	Materialnr./Part No. 720108000000	Materialnr./Part No. (D) 720103501700 (GB) 720103501800

Grundig Service

Hotline Deutschland...
...Mo.-Fr. 8.00-18.00 Uhr

Technik:

TV	*0180/52318-41*
TV	*0180/52318-49*
SAT	*0180/52318-48*
VCR/LiveCam	*0180/52318-42*
HiFi/Audio	*0180/52318-43*
Car Audio	*0180/52318-44*
Telekommunikation	*0180/52318-45*
Fax:	*0180/52318-51*
Planatron (8.00-22.00 Uhr)	*0180/52318-99*

Ersatzteil-Verkauf: *Mo.-Fr. 8.00-19.00 Uhr*
Telefon: *0180/52318-40*
Fax: *0180/52318-50*

Kundendienst/Werkstätten: Mo.-Fr. 8.00-18.00 Uhr
Telefon: *0180/52318-52*
Fax: *0180/52318-46*

gebührenpflichtig

Materialnummer/Part Number 720100305400
Änderungen vorbehalten/Subject to alteration • Printed in Germany WÜ
E-BS-SA 13 1001 • 8002/8012, 8003/8013, 8005/8015
http://www.grundig.com

Es gelten die Vorschriften und Sicherheitshinweise gemäß dem Service Manual "Sicherheit", Materialnummer720108000000, sowie zusätzlich die eventuell abweichenden, landesspezifischen Vorschriften!

The regulations and safety instructions shall be valid as provided by the "Safety" Service Manual, part number 720108000000, as well as the respective national deviations.

Für die auf der Titelseite aufgeführten Geräte gilt das Service Manual DIGI 100.
Diese Ergänzung dokumentiert die Unterschiede bzw. zusätzlichen Bestückungen der Geräte.

Grundlage für den Service sind:
– Service Manual DIGI 100 (Materialnummer 720100305000)
– Service Manual "Sicherheit" (Materialnummer 720108000000)

The Service Manual DIGI 100 applies to the sets specified on the front page.
This supplement describes the differences and the additionally fitted components of the sets.

Basic instructions for servicing are given in the:
– Service Manual DIGI 100 (Part number 720100305000)
– Service Manual “Safety” (Part number 720108000000)

Inhaltsverzeichnis

	Seite
Allgemeine Hinweise	3
Modulauflistung – Service Manual mit Ergänzungen	4
Modulübersicht	5
Technische Daten	7
Messpunkte (Chassis)	9
Chassisplatte / Bedieneinheit	11
Netz-Chassis	17
Signal-Chassis	22
Feature-Modul 295042032100 / 2800 / 4600	25
Signal-Baustein 295042022100 / 2200 / 295042622100	39
Bildrohrplatte 293051224300 / 4500 / 4600	47
Fokussierungsplatte 293050254300 / 4900	51
Bedieneinheit mit Keyboard 295010855100	53
Bedieneinheit mit Keyboard 295010854300	55
Buchsenplatte 293050084800	56
LED-Platte 293050176400	56
EURO-AV-Buchsenplatte 293051603800	57
Netzschalterplatte 295010872100	59
Netzschalterplatte 295010870300 / 2000	62
Keyboard 295010840700	63
NF-Verstärker mit Woofer 295042041500	64
Ersatzteillisten	66

Table of Contents

	Page
General Notes	3
List of Modules – Service Manual with Supplements	4
Module List	5
Technical Data	7
Testpoints (Chassis)	9
Chassis Board / Control Unit	11
Mains Chassis	17
Signal Chassis	22
Feature Module 295042032100 / 2800 / 4600	25
Signal Module 295042022100 / 2200 / 295042622100	39
CRT Panel 293051224300 / 4500 / 4600	47
Focusing Board 293050254300 / 4900	51
Control Unit with Keyboard 295010855100	53
Control Unit with Keyboard 295010854300	55
Socket Board 293050084800	56
LED Board 293050176400	56
EURO-AV Socket Board 293051603800	57
Mains Switch Board 295010872100	59
Mains Switch Board 295010870300 / 2000	62
Keyboard 295010840700	63
AF Amplifier with Woofer 295042041500	64
Spare Parts Lists	66

Allgemeine Hinweise

Messgeräte

Flash-Programmer (FProg1) Materialnummer 759880740000

Typenschild des Gerätes

Zusätzlich zum Gerätetyp und der Chassisbezeichnung enthält das Gerätetypenschild eine sogenannte "Version number" z.B. VNA. Diese Kennzeichnung gibt Aufschluß über den technischen/mechanischen Fertigungsstand.
Für die Bestellung von Ersatzteilen sind deshalb folgende Angaben unbedingt erforderlich:
- Gerätetype (z.B. "T 51-731 text")
- Chassis-Bezeichnung (z.B. "CUC 7303")
- Version number (z.B. "VNA")
- Materialnummer des Ersatzteils

General Notes

Test Equipment

Flash programmer (FProg1) material number 759880740000

Type Label on the set

In addition to the type of the TV set and the designation of the chassis, a so-called "Version number", e.g. VNA, is printed on the type label. This identification gives information on the technical/mechanical state of production.
Do not fail to give the following particulars when ordering spare parts:
- type of TV set (e.g. "T 51-731 text")
- name of chassis (e.g. "CUC 7303")
- version number (e.g. "VNA")
- part number spare part

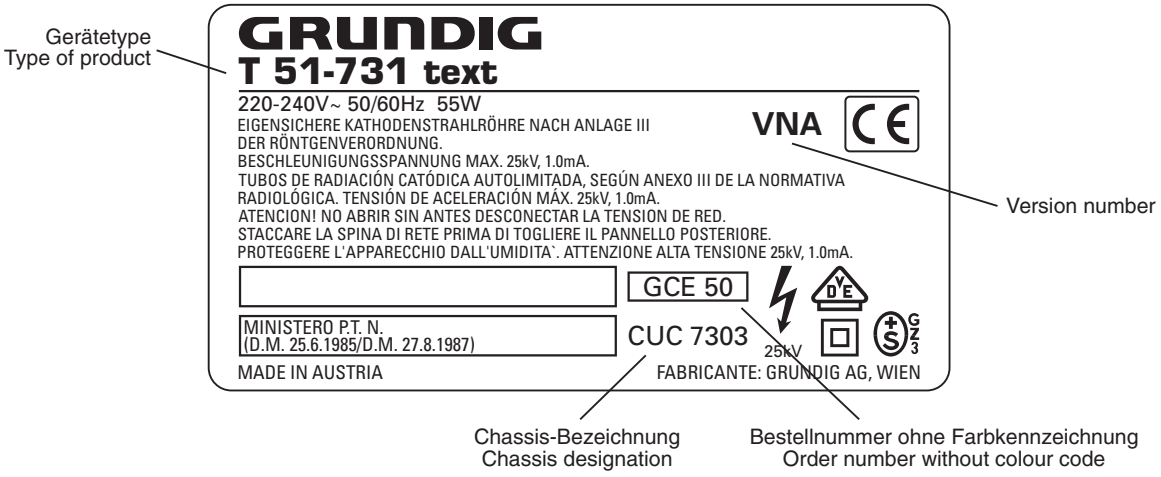

Wegen Veränderung des Schwerpunktes beim Abnehmen der Rückwand bzw. Ausbau des Chassis oder Entfernen eines eventuell vorhandenen Standfußes ist das Gerät gegen Kippen zu sichern.

Vor dem Öffnen des Gehäuses zuerst den Netzstecker ziehen!

Leitungsverlegung
Bevor Sie die Leitungen und insbesondere die Masseleitungen lösen, muss die Leitungsverlegung zu den einzelnen Baugruppen wie z.B. Chassis, Netzschalterplatte, Bedieneinheit, Bildrohrplatte, Ablenkeinheit, Lautsprecher usw. beachtet werden.
Nach erfolgter Reparatur ist es notwendig, die Leitungsführung wieder in den werkseitigen Zustand zu versetzen um evtl. spätere Ausfälle oder Störungen zu vermeiden.

Netzkabel
Diese Geräte dürfen nur mit dem Original-Netzanschlusskabel mit integrierter Entstördrossel betrieben werden. Dieses Netzkabel verhindert Störungen aus dem Netz und ist Bestandteil der Gerätezulassung. Im Ersatzfall bestellen Sie bitte ausschließlich das Netzkabel laut Ersatzteilliste.

DOLBY-Hinweis
DOLBY und das Doppel-D-Symbol DD sind Warenzeichen der Dolby Laboratories Licensing Corporation.

Because of the change of the centre of gravity when removing the rear panel, the chassis or an existing stand, it is necessary to protect the set from tipping.

Before opening the cabinet disconnect the mains plug!

Wiring
Before disconnecting any leads and especially the earth connecting leads observe the way they are routed to the individual assemblies like the chassis, mains switch panel, keyboard control panel, picture tube panel, deflection unit, loudspeaker and so on.
On completion of the repairs the leads must be laid out as originally fitted at the factory to avoid later failures or disturbances.

Mains cable
The TV receiver must only be operated with an original mains connecting cable with an interference suppressor choke integrated in the mains plug. This mains cable prevents interference from the mains supply and is part of the product approval. For replacement please order exclusively the mains connecting cable specified in the spare parts list.

DOLBY Hint
DOLBY and the double-D symbol DD are trademarks of Dolby Laboratories Licensing Corporation.

Modulauflistung – Service Manual mit Ergänzungen
List of Modules – Service Manual with Supplements

Modul Module	Materialnummer Part Number	Service Manual DIGI 100 720100305000	4. Ergänzung Supplement 4 DIGI 100 720100305400
Signal-Baustein Signal Module	295042022100	Seite / Page 3-33	Seite / Page 53
	295042022200	Seite / Page 3-33	Seite / Page 53
	295042622100	Seite / Page 3-33	Seite / Page 53
Feature-Modul Feature Module	295042032100	Seite / Page 3-19	Seite / Page 25
	295042032800	–	Seite / Page 25
	295042034600	–	Seite / Page 25
Fokussierungsplatte Focusing Board	293050254300	Seite / Page 3-55	Seite / Page 65
	293050254900		Seite / Page 65
Bildrohrplatte CRT Panel	293051224300	–	Seite / Page 61
	293051224500	–	Seite / Page 61
	293051224600	–	Seite / Page 61
Netzschalterplatte Mains Switch Board	295010870300	–	Seite / Page 76
	295010872000	–	Seite / Page 76
	295010872100	–	Seite / Page 73
Bedieneinheit / Keyboard Control Unit / Keyboard	295010854300	–	Seite / Page 69
	295010855100	–	Seite / Page 67
Keyboard	295010840700	–	Seite / Page 77
LED-Platte LED Board	293050176400	–	Seite / Page 70
Buchsenplatte Socket Board	293050084800	–	Seite / Page 70
EURO-AV-Buchsenplatte EURO-AV Socket Board	293051603800	–	Seite / Page 71
NF-Verstärker mit Woofer AF Amplifier with Woofer	295042041500	–	Seite / Page 78
PIP-Signalbaustein PIP Signal Module	295042120400	Seite / Page 3-61	–
SAT-Baustein SAT Module	295042220200	Seite / Page 3-65	–
PIP/VGA-Baustein PIP/VGA Module	295042062100	Seite / Page 3-70	–

Modulübersicht / Module List

		ELEGANCE 72 FLAT MF 72-3110 DOLBY (VNM) CUC 1838	ELEGANCE 72 FLAT MF 72-3110/8 DOLBY (VNM) CUC 1838	LEEMAXX 72 FLAT MF 72-9110/8 DOLBY (VNM) CUC 1838
Bestell-Nr. Order No.		GCM4700	GCL8600	GCM9100
Chassis-Nr. Chassis No.		297040114900	297040115000	297040114800
Tuner	295043010200	●	●	●
Signal-Baustein Signal Module	295042022100	●	—	—
	295042622100	—	●	●
Feature-Modul Feature Module (Flash 16 Mbit)	295042032100	●	●	●
Bildrohrplatte CRT Panel	293051224500	●	●	●
TP 110 C krypto	296420614202	●	●	●
Modul VGA 4 Module VGA 4	GAF9200	nachrüstbar retrofittable	nachrüstbar retrofittable	nachrüstbar retrofittable
Modul-SET PIP 7 Module-SET PIP 7	GAF9300	nachrüstbar retrofittable	nachrüstbar retrofittable	nachrüstbar retrofittable
SAT-Baustein SER 300A SAT Module SER 300A	GAF9000	nachrüstbar retrofittable	nachrüstbar retrofittable	nachrüstbar retrofittable
Modul DER 1101 S/T-CI Module DER 1101 S/T-CI	GAG6900	nachrüstbar retrofittable	nachrüstbar retrofittable	nachrüstbar retrofittable
Modul DER 1100 S-CI Module DER 1100 S-CI	GAG6600	nachrüstbar retrofittable	nachrüstbar retrofittable	nachrüstbar retrofittable

		ORLANDO FLAT SE 7270 DOLBY (VNM) CUC 1838	LENARO 84 MF 84-6110/8 DOLBY (VNM) CUC 1839
Bestell-Nr. Order No.		GCN6300	GCM3000
Chassis-Nr. Chassis No.		297040114700	297040114400
Tuner	295043010200	●	●
Signal-Baustein Signal Module	295042022200	●	—
	295042622100	—	●
Feature-Modul Feature Module (Flash 32 Mbit)	295042032800	—	●
(Flash 16 Mbit)	295042034600	●	—
Bildrohrplatte CRT Panel	293051224300	●	—
	293051224600	—	●
Dyn. Focus	293050254300	—	●
	293050254900	●	—
Bedienplatte Control Unit	295010854300	—	●
	295010855100	●	—
LED-Platte LED Board	293050176400	—	●
Netzschalterplatte Mains Switch Board	295010872000	●	—
	295010872100	—	●
Baustein EURO-AV Module EURO-AV	293051603800	●	—
NF-Verstärker mit Woofer AF Amplifier with Woofer	295042041500	—	●
TP 912 C	296420613300	●	—
TP 110 C krypto	296420614202	—	●
Modul VGA 4 Module VGA 4	GAF9200	nachrüstbar retrofittable	nachrüstbar retrofittable
Modul-SET PIP 7 Module-SET PIP 7	GAF9300	nachrüstbar retrofittable	nachrüstbar retrofittable
SAT-Baustein SER 300A SAT Module SER 300A	GAF9000	nachrüstbar retrofittable	nachrüstbar retrofittable
Modul DER 1101 S/T-CI Module DER 1101 S/T-CI	GAG6900	nachrüstbar retrofittable	nachrüstbar retrofittable
Modul DER 1100 S-CI Module DER 1100 S-CI	GAG6600	nachrüstbar retrofittable	nachrüstbar retrofittable
WT 2	GAG8900	—	nachrüstbar retrofittable

Technische Daten / Technical Data

	ELEGANCE 72 FLAT MF 72-3110 DOLBY (VNM) CUC 1838	ELEGANCE 72 FLAT MF 72-3110/8 DOLBY (VNM) CUC 1838	LEEMAXX 72 FLAT MF 72-9110/8 DOLBY (VNM) CUC 1838
Bildröhre / Picture Tube			
Sichtbares Bild Visible picture	68cm	68cm	68cm
Bildröhre Picture tube	72cm (29") Real Flat, Blackline S, CCS, Invar Samsung single gun 106°	72cm (29") Real Flat, Blackline S, CCS, Invar Samsung single gun 106°	72cm (29") Real Flat, Blackline S, CCS, Invar Samsung single gun 106°
Formatumschaltung Format switching	Standard 4:3, 16:9, 4:3/16:9 auto (via Euro-AV-socket), Panorama Zoom	Standard 4:3, 16:9, 4:3/16:9 auto (via Euro-AV-socket), Panorama Zoom	Standard 4:3, 16:9, 4:3/16:9 auto (via Euro-AV-socket), Panorama Zoom
Elektronik / Electronic			
Flash	16 Mbit	16 Mbit	16 Mbit
Programmspeicherplätze Programme positions	99 + 3 AV (199 TV/SAT + 59 Radio + 3 AV bei Nachrüstung SAT/ when retrofitted with SAT)	99 + 3 AV (199 TV/SAT + 59 Radio + 3 AV bei Nachrüstung SAT/ when retrofitted with SAT)	99 + 3 AV (199 TV/SAT + 59 Radio + 3 AV bei Nachrüstung SAT/ when retrofitted with SAT)
TV Guide	ja / yes	ja / yes	ja / yes
Easy dialog	ja / yes	ja / yes	ja / yes
Tuner	PLL Frequenz Synthesizer Tuning UHF/VHF, globale Pinbelegung PLL frequency synthesizer tuning UHF/VHF, global pinning	PLL Frequenz Synthesizer Tuning UHF/VHF, globale Pinbelegung PLL frequency synthesizer tuning UHF/VHF, global pinning	PLL Frequenz Synthesizer Tuning UHF/VHF, globale Pinbelegung PLL frequency synthesizer tuning UHF/VHF, global pinning
TV-Normen TV-Standards	B/G PAL, SECAM, NTSC 4.43MHz,	B/G, I, D/K, K', L/L' PAL, SECAM, NTSC 4.43MHz, via AV: NTSC 3,58MHz	B/G, I, D/K, K', L/L' PAL, SECAM, NTSC 4.43MHz, via AV: NTSC 3,58MHz
Stereo Systeme Stereo systems	Deutsch A2 German A2	Deutsch A2 / German A2 (B/G/D/K) Nicam 5.85 (B/G, L) + 6.52MHz (I)	Deutsch A2 / German A2 (B/G/D/K) Nicam 5.85 (B/G, L) + 6.52MHz (I)
Videotext Teletext	TOP/FLOF Level 2.5, VPS, 2000 Seiten TOP/FLOF level 2.5, VPS, 2000 pages	TOP/FLOF Level 2.5, VPS, 2000 Seiten TOP/FLOF level 2.5, VPS, 2000 pages	TOP/FLOF Level 2.5, VPS, 2000 Seiten TOP/FLOF level 2.5, VPS, 2000 pages
Musikleistung ohne externe LS Music power without external LS	Stereo 2x20W	Stereo 2x20W	Stereo 2x20W
Anschlüsse Front / Connections Front			
Kopfhörer Headphones	Stereo 3,5mm Klinkenbuchse, Lautstärke regelbar, individuelle Tonkanalwahl bei 2-Ton-Empfang Stereo 3.5mm jack, adjustable volume, individual channel selection with dual-sound broadcasts		
Cinch-AV-Buchse Cinch-AV socket	1x FBAS Video / in 1x CCVS Video / in 2x Audio / in	1x FBAS Video / in 1x CCVS Video / in 2x Audio / in	1x FBAS Video / in 1x CCVS Video / in 2x Audio / in
Anschlüsse Rückwand / Connections Rear Panel			
Euro AV 1 (schwarz/black)	FBAS Ein-/Ausgang, RGB Eingang, SBAS Ein-/Ausgang, Megalogic, Datalink für VCR-Fernbedienung, Decoder, 16:9 Erkennung CCVS in-/output, RGB input, SCVS in-/output Megalogic, datalink for VCR remote control, decoder capable, 16:9 detection	FBAS Ein-/Ausgang, RGB Eingang, SBAS Ein-/Ausgang, Megalogic, Datalink für VCR-Fernbedienung, Decoder, 16:9 Erkennung CCVS in-/output, RGB input, SCVS in-/output Megalogic, datalink for VCR remote control, decoder capable, 16:9 detection	FBAS Ein-/Ausgang, RGB Eingang, SBAS Ein-/Ausgang, Megalogic, Datalink für VCR-Fernbedienung, Decoder, 16:9 Erkennung CCVS in-/output, RGB input, SCVS in-/output Megalogic, datalink for VCR remote control, decoder capable, 16:9 detection
Euro AV 2 (orange)	FBAS Ein-/Ausgang, RGB Eingang, SBAS Ein-/Ausgang (Chroma aus 15+7), Datalink für VCR Fernbedienung, Decoder, 16:9 / Pin 8 CCVS in-/output, RGB input, SCVS in-/output (Chroma out 15+7), datalink for VCR remote control, decoder capable, 16:9 / Pin 8	FBAS Ein-/Ausgang, RGB Eingang, SBAS Ein-/Ausgang (Chroma aus 15+7), Datalink für VCR Fernbedienung, Decoder, 16:9 / Pin 8 CCVS in-/output, RGB input, SCVS in-/output (Chroma out 15+7), datalink for VCR remote control, decoder capable, 16:9 / Pin 8	FBAS Ein-/Ausgang, RGB Eingang, SBAS Ein-/Ausgang (Chroma aus 15+7), Datalink für VCR Fernbedienung, Decoder, 16:9 / Pin 8 CCVS in-/output, RGB input, SCVS in-/output (Chroma out 15+7), datalink for VCR remote control, decoder capable, 16:9 / Pin 8
Modul Set PIP 7 Module Set PIP 7	nachrüstbar retrofittable	nachrüstbar retrofittable	nachrüstbar retrofittable
SER 300a	nachrüstbar retrofittable	nachrüstbar retrofittable	nachrüstbar retrofittable
DER 1100 S-CI	nachrüstbar retrofittable	nachrüstbar retrofittable	nachrüstbar retrofittable
DER 1100 S/T-CI	nachrüstbar retrofittable	nachrüstbar retrofittable	nachrüstbar retrofittable
VGA 4	nachrüstbar retrofittable	nachrüstbar retrofittable	nachrüstbar retrofittable
Interface	Service-Schnittstelle (Software update/flash) Service interface (software update/flash)	Service-Schnittstelle (Software update/flash) Service interface (software update/flash)	Service-Schnittstelle (Software update/flash) Service interface (software update/flash)
Netzteil / Mains Stage			
Netzspannung (Regelbereich) Mains voltage (variable)	230V±15%	230V±15%	230V±15%
Netzfrequenz Mains frequency	50 / 60Hz	50 / 60Hz	50 / 60Hz
Leistungsaufnahme Power consumption	ca. 115W	ca. 115W	ca. 115W
Standby	ca. 1W	ca. 1W	ca. 1W

	ORLANDO FLAT SE 7270 DOLBY (VNM) CUC 1838	LENARO 84 MF 84-6110/8 DOLBY (VNM) CUC 1839
Bildröhre / Picture Tube		
Sichtbares Bild Visible picture	68cm	80cm
Bildröhre Picture tube	72cm (29") Real Flat, Black Line S, CCS, Invar, Samsung DAF gun / 106°	16:9, 84cm (33") MEGATRON Flat, Real Flat, Black Line S, CCS, Invar, Toshiba optionally Thomson MM 110°
Formatumschaltung Format switching	Standard 4:3, 16:9, 4:3/16:9 auto (via Euro-AV-socket), Panorama Zoom	Standard 4:3, 16:9, 4:3/16:9 auto (via Euro-AV-socket), Panorama Zoom
Elektronik / Electronic		
Flash	16 Mbit	32 Mbit
Programmspeicherplätze Programme positions	99 + 4 AV (199 TV/SAT + 59 Radio + 4 AV bei Nachrüstung SAT/ when retrofitted with SAT)	99 + 3 AV (199 TV/SAT + 59 Radio + 3 AV bei Nachrüstung SAT/ when retrofitted with SAT)
TV Guide	ja / yes	ja / yes
Easy dialog	ja / yes	ja / yes
Tuner	PLL Frequenz Synthesizer Tuning UHF/VHF, globale Pinbelegung PLL frequency synthesizer tuning UHF/VHF, global pinning	PLL Frequenz Synthesizer Tuning UHF/VHF, globale Pinbelegung PLL frequency synthesizer tuning UHF/VHF, global pinning
TV-Normen TV-Standards	B/G PAL, SECAM, NTSC 4.43MHz	B/G, I, D/K, K', L/L' PAL, SECAM, NTSC 4.43MHz, via AV: NTSC 3,58MHz
Stereo Systeme Stereo systems	Deutsch A2 German A2	Deutsch A2 / German A2 (B/G/D/K) Nicam 5.85 (B/G, L) + 6.52MHz (I)
Videotext Teletext	TOP/FLOF Level 2.5, VPS, 2000 Seiten TOP/FLOF level 2.5, VPS, 2000 pages	TOP/FLOF Level 2.5, VPS, 2000 Seiten, ca. 300 Seiten mit Teleweb TOP/FLOF level 2.5, VPS, 2000 pages, ca. 300 pages with Teleweb
Teleweb	–	Ja, schnurlos-digitaler Empfang via VBI-Linie Yes, wireless-digital reception via VBI-Lines
Musikleistung ohne externe LS Music power without external LS	Stereo 2x25W	Stereo 3-Kanal 65W aktiv Stereo 3-channel 65W activ
Anschlüsse Front / Connections Front		
Kopfhörer Headphones	Stereo 3,5mm Klinkenbuchse, Lautstärke regelbar, individuelle Tonkanalwahl bei 2-Ton-Empfang Stereo 3.5mm jack, adjustable volume, individual channel selection with dual-sound broadcasts	
Cinch-AV-Buchse Cinch-AV socket	1x FBAS Video / in 1x CCVS Video / in 2x Audio / in	1x FBAS Video / in 1x CCVS Video / in 2x Audio / in
S-Video	4-polige Buchse Y-Chroma / in 4-pin socket Y-Chroma / in	4-polige Buchse Y-Chroma / in 4-pin socket Y-Chroma / in
Anschlüsse Rückwand / Connections Rear Panel		
Euro AV 1 (schwarz/black)	FBAS Ein-/Ausgang, RGB Eingang, SBAS Ein-/Ausgang, Megalogic, Datalink für VCR-Fernbedienung, Decoder, 16:9 Erkennung CCVS in-/output, RGB input, SCVS in-/output Megalogic, datalink for VCR remote control, decoder capable, 16:9 detection	FBAS Ein-/Ausgang, RGB Eingang, SBAS Ein-/Ausgang, Megalogic, Datalink für VCR-Fernbedienung, Decoder, 16:9 Erkennung CCVS in-/output, RGB input, SCVS in-/output Megalogic, datalink for VCR remote control, decoder capable, 16:9 detection
Euro AV 2 (orange)	FBAS Ein-/Ausgang, RGB Eingang, SBAS Ein-/Ausgang (Chroma aus 15+7), Datalink für VCR Fernbedienung, Decoder, 16:9 / Pin 8 CCVS in-/output, RGB input, SCVS in-/output (Chroma out 15+7), datalink for VCR remote control, decoder capable, 16:9 / Pin 8	FBAS Ein-/Ausgang, RGB Eingang, SBAS Ein-/Ausgang (Chroma aus 15+7), Datalink für VCR Fernbedienung, Decoder, 16:9 / Pin8 CCVS in-/output, RGB input, SCVS in-/output (Chroma out 15+7), datalink for VCR remote control, decoder capable, 16:9 / Pin 8
Euro AV 3 (blau/blue)	FBAS Eingang, SBAS Eingang, Datalink für VCR Fernbedienung, 16:9 / Pin 8 CCVS input, SCVS input, datalink for VCR remote control, 16:9 / Pin 8	–
Modul Set PIP 7 Module Set PIP 7	nachrüstbar retrofittable	nachrüstbar retrofittable
SER 300a	nachrüstbar retrofittable	nachrüstbar retrofittable
DER 1100 S-CI	nachrüstbar retrofittable	nachrüstbar retrofittable
DER 1100 S/T-CI	nachrüstbar retrofittable	nachrüstbar retrofittable
VGA 4	nachrüstbar retrofittable	nachrüstbar retrofittable
Interface	Service-Schnittstelle (Software update/flash) Service interface (software update/flash)	Service-Schnittstelle (Software update/flash) Service interface (software update/flash)
Netzteil / Mains Stage		
Netzspannung (Regelbereich) Mains voltage (variable)	230V±15%	230V±15%
Netzfrequenz Mains frequency	50 / 60Hz	50 / 60Hz
Leistungsaufnahme Power consumption	ca. 115W	ca. 120W
Standby	ca. 1W	ca. 1W

Messpunkte (Chassis) / Testpoints (Chassis)

Lötseite, Ansicht von unten / Solder Side, Bottom View



Platinenabbildungen und Schaltpläne / Layout of the PCBs and Circuit Diagrams DIGI 100

Chassisplatte/Bedieneinheit / Chassis Board/Control Unit

Bestückungsseite, Ansicht von oben / Component Side, Top View

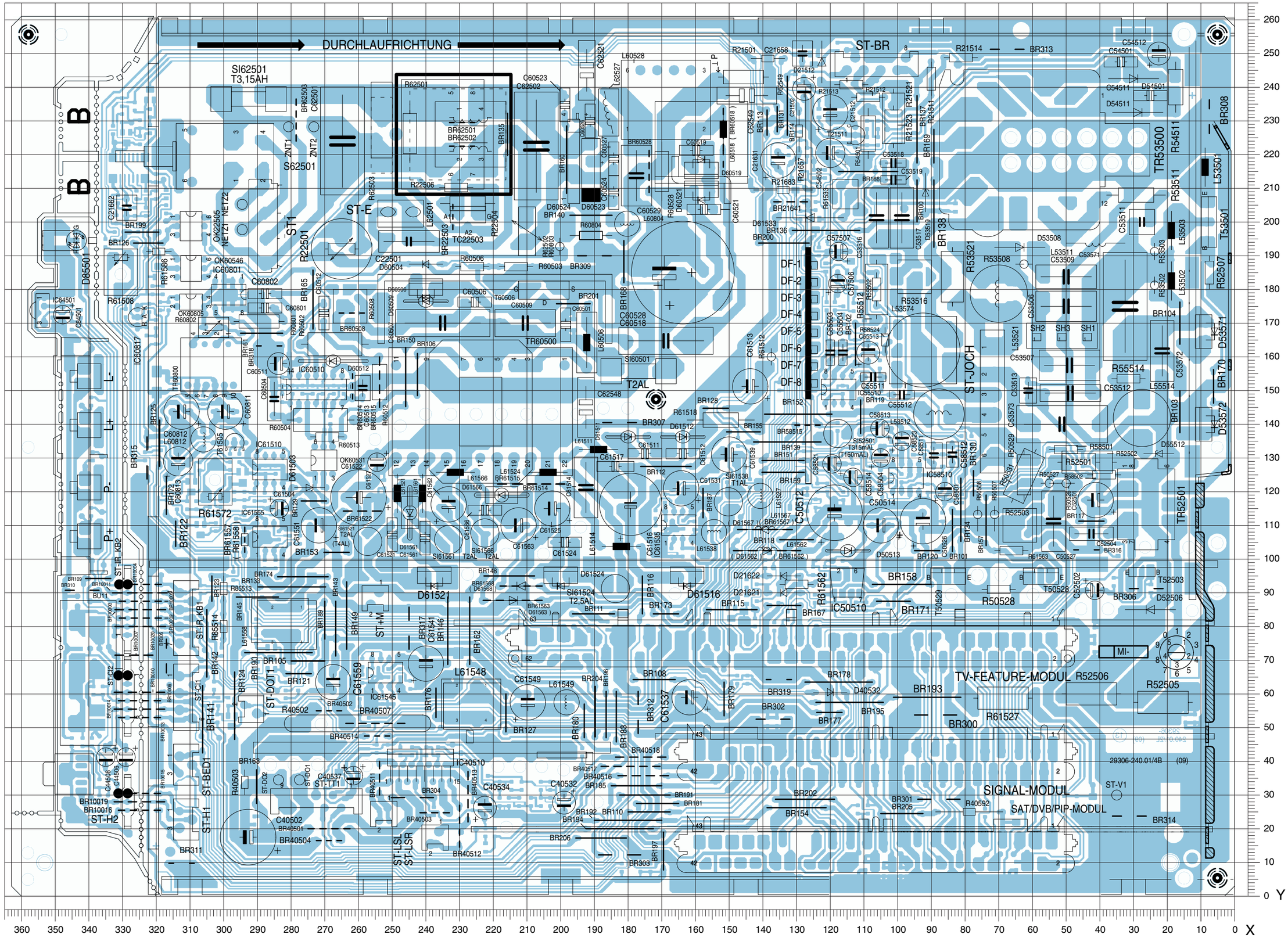

Koordinaten für die Bauteile der Bestückungsseite (Oberseite)
Coordinates of the Components on the Components Side (Top Side)

Pos.-Nr./ Pos. No.	Koordinaten/ Coordinates X	Y
BR100	94	206
BR101	84	108
BR102	113	164
BR103	16	144
BR104	16	170
BR105	275	70
BR106	242	155
BR108	172	64
BR109	337	94
BR110	174	25
BR111	190	84
BR112	169	127
BR113	139	229
BR114	133	235
BR115	149	85
BR116	176	89
BR117	43	111
BR118	130	106
BR119	111	142
BR120	91	102
BR121	278	66
BR122	314	108
BR123	303	91
BR124	297	57
BR125	319	134
BR126	322	194
BR127	216	54
BR128	154	145
BR129	273	117
BR130	78	123
BR131	136	231
BR133	280	92
BR134	81	115
BR135	216	226
BR136	121	198
BR137	94	228
BR138	89	203
BR139	133	135
BR140	191	202
BR141	306	53
BR142	305	75
BR143	267	79
BR145	290	89
BR146	233	79
BR148	215	95
BR149	263	83
BR150	246	154
BR151	134	129
BR152	130	143
BR153	267	102
BR154	130	26
BR155	146	138
BR157	74	111
BR158	99	93
BR159	134	126
BR160	198	219
BR161	289	167
BR162	227	79
BR163	290	33
BR165	274	177
BR166	109	215
BR167	134	86
BR168	181	188
BR169	89	222
BR170	6	151
BR171	101	88
BR172	317	119
BR173	169	84
BR174	276	95
BR176	237	57
BR177	120	54
BR178	117	63
BR179	151	58
BR180	193	52
BR181	171	28
BR183	183	53
BR185	177	33
BR187	158	117
BR189	270	82
BR190	284	72
BR191	175	30

Pos.-Nr./ Pos. No.	Koordinaten/ Coordinates X	Y
BR192	180	23
BR193	91	59
BR194	183	20
BR195	114	58
BR196	186	54
BR197	169	13
BR199	324	197
BR200	134	194
BR201	196	176
BR202	127	29
BR204	190	55
BR205	99	25
BR206	188	17
BR300	89	54
BR301	88	29
BR302	137	53
BR303	183	12
BR304	244	29
BR305	317	71
BR306	26	91
BR307	183	141
BR308	8	231
BR309	190	190
BR310	342	91
BR311	313	10
BR312	177	54
BR313	68	251
BR314	31	24
BR315	323	130
BR316	44	103
BR317	245	80
BR318	287	163
BR319	135	64
BR10003	325	85
BR10004	325	93
BR10005	325	88
BR10006	325	58
BR10007	327	72
BR10009	325	83
BR10010	325	61
BR10011	325	90
BR10013	325	53
BR10014	325	56
BR10015	325	30
BR10016	325	25
BR10019	325	28
BR10020	325	80
BR21641	132	206
BR22503	232	201
BR40501	269	20
BR40502	269	55
BR40503	237	25
BR40504	269	16
BR40507	255	51
BR40511	254	35
BR40512	230	21
BR40513	228	30
BR40514	254	48
BR40516	175	36
BR40517	179	38
BR40518	176	41
BR58515	127	140
BR60508	262	173
BR60514	262	151
BR60515	254	152
BR60518	152	228
BR60528	174	215
BR61514	206	122
BR61515	209	122
BR61522	259	114
BR61557	294	106
BR61562	139	102
BR61563	214	88
BR61567	139	109
BR61568	212	92
BR62501	229	229
BR62502	229	222
BR62503	278	230
BU10	346	36
BU11	345	66

Pos.-Nr./ Pos. No.	Koordinaten/ Coordinates X	Y
C21502	128	240
C21512	120	232
C21631	135	218
C21658	128	250
C21662	329	204
C22501	245	194
C40502	292	18
C40532	199	28
C40534	223	26
C40537	261	36
C44506	329	41
C44508	335	41
C50512	119	113
C50514	105	110
C50526	93	111
C50527	54	111
C52501	41	117
C52502	42	91
C52504	43	108
C53506	50	175
C53507	49	158
C53509	50	184
C53511	28	200
C53512	49	149
C53513	61	150
C53516	106	201
C53517	99	201
C53518	101	217
C53519	101	213
C53571	33	175
C53572	22	162
C53573	51	140
C54501	34	247
C54502	120	221
C54511	25	238
C54512	23	250
C55503	120	161
C55504	116	161
C55511	107	154
C55512	99	149
C55513	109	161
C57506	118	182
C57507	117	191
C58501	86	120
C58504	105	130
C58511	89	131
C58512	84	131
C58513	105	138
C58514	113	124
C58521	119	128
C58523	99	135
C60501	199	169
C60504	285	148
C60506	226	176
C60507	235	170
C60509	210	170
C60511	284	158
C60512	270	173
C60513	259	151
C60518	169	165
C60519	160	221
C60521	158	204
C60523	199	235
C60524	184	209
C60526	191	230
C60527	184	219
C60528	164	185
C60529	177	214
C60801	288	175
C60802	288	179
C60811	299	144
C60812	312	144
C60813	313	129
C61504	283	115
C61511	175	131
C61512	164	131
C61513	143	151
C61514	192	121
C61516	179	115
C61517	184	127
C61521	250	107

Pos.-Nr./ Pos. No.	Koordinaten/ Coordinates X	Y
C61522	259	118
C61524	199	105
C61525	202	115
C61527	254	129
C61531	164	121
C61537	161	59
C61539	150	131
C61541	240	69
C61549	210	57
C61551	271	110
C61559	267	63
C61561	240	106
C61562	233	116
C61563	212	110
C61566	222	115
C62501	265	224
C62502	207	223
C62521	192	245
C62548	192	145
C62549	145	238
C84501	347	173
D21512	123	247
D21621	134	90
D21622	134	95
D40532	120	61
D50513	115	102
D52506	25	85
D53508	64	192
D53519	92	209
D53571	8	167
D53572	8	140
D54501	30	242
D54511	29	233
D55512	23	131
D60504	240	188
D60506	240	180
D60509	240	176
D60512	267	159
D60519	158	216
D60521	158	209
D60523	191	215
D60524	196	219
D61503	274	121
D61511	180	136
D61512	164	136
D61516	163	94
D61521	238	94
D61524	200	94
D61533	126	201
D61561	245	114
D61562	139	102
D61563	214	88
D61566	217	119
D61567	139	109
D61568	212	92
D85501	344	194
DF-01	125	187
DF-02	125	182
DF-03	125	177
DF-04	125	172
DF-05	125	167
DF-06	125	162
DF-07	125	157
DF-08	125	152
IC40510	242	39
IC50510	115	93
IC55510	117	150
IC58510	98	124
IC60510	272	150
IC60801	299	178
IC60817	326	172
IC61510	286	127
IC61535	165	110
IC61545	252	66
IC61555	286	107
IC84501	355	174
L+	341	140
L-	341	154
L53501	9	216

Pos.-Nr./ Pos. No.	Koordinaten/ Coordinates X	Y
L53502	19	183
L53503	19	198
L53511	41	194
L53512	88	143
L53521	70	179
L53574	93	162
L55514	28	142
L60506	192	164
L60518	152	228
L60528	169	236
L60804	180	200
L60812	306	135
L61511	189	133
L61514	182	104
L61521	249	119
L61524	204	126
L61527	141	119
L61538	155	108
L61548	227	57
L61549	198	58
L61558	281	80
L61561	241	119
L61562	139	102
L61566	231	126
L61567	139	109
L62501	232	226
L62527	186	233
MECH01	158	220
NETZ01	294	198
NETZ02	294	205
OK22505	310	199
OK60531	270	129
OK60546	310	186
OK60805	310	176
P+	341	107
P-	341	121
R21501	139	249
R21511	90	242
R21512	109	237
R21513	114	241
R21514	81	249
R21521	101	231
R21523	101	228
R21657	129	227
R21683	134	210
R22501	265	192
R22504	228	206
R22506	231	210
R40502	260	51
R40503	294	34
R40592	79	25
R50507	71	113
R50508	76	113
R50526	50	123
R50527	55	123
R50528	70	91
R50529	63	125
R50531	63	125
R52501	46	129
R52502	44	129
R52503	64	110
R52505	21	58
R52506	43	60
R52507	8	185
R53502	24	181
R53503	24	191
R53508	63	188
R53511	29	208
R53516	95	184
R53521	84	184
R54501	109	226
R54511	18	240
R55502	106	180
R55512	106	180
R55514	32	153
R58501	50	133
R58502	39	125
R58524	104	165
R60502	267	164

Pos.-Nr./ Pos. No.	Koordinaten/ Coordinates X	Y
R60503	213	187
R60504	271	141
R60506	226	187
R60508	263	175
R60512	254	152
R60513	269	136
R60528	170	215
R60801	290	170
R60802	303	169
R60803	200	193
R60804	191	196
R61508	331	185
R61512	138	160
R61518	152	141
R61527	69	59
R61533	116	208
R61558	294	106
R61562	130	93
R61563	66	102
R61572	303	123
R61586	319	191
R62501	245	226
R62502	210	197
R62503	253	230
R62549	146	243
R85513	300	91
R85514	300	80
S01	107	15
S02	107	43
S03	132	77
S62501	309	219
SH01	44	166
SH02	59	166
SH03	51	166
SI52501	118	137
SI60501	177	156
SI61521	257	105
SI61524	184	91
SI61538	150	117
SI61561	233	106
SI61566	222	108
SI62501	293	237
ST+M	255	88
ST-BED01	311	39
ST-BR	106	247
ST-CI01	311	59
ST-CI02	328	59
ST-DO01	278	35
ST-DO02	284	35
ST-DOT01	292	56
ST-E	247	202
ST-H01	311	23
ST-H02	328	28
ST-IR_KB02	329	85
ST-IR_KB01	311	83
ST-JOCH	72	147
ST-LSL	253	24
ST-LSR	237	17
ST-TT01	272	28
ST-V01	35	30
ST01	287	199
T21511	112	226
T50528	58	95
T50529	85	95
T52503	28	96
T53501	8	200
T60506	219	174
T61505	297	135
TC22503	228	202
TR52501	26	116
TR53500	56	220
TR60500	224	144
TR60800	304	158
ZNT01	281	228
ZNT02	273	228

Koordinaten für die Bauteile der Lötseite (Unterseite)
Coordinates of the components on the Solder Side (Bottom Side)

Pos.-Nr./ Pos. No.	Koordinaten/ Coordinates X	Y
CBR100	297	95
CBR101	295	130
CBR102	121	175
CBR103	123	191
CBR104	128	133
CBR105	182	9
CBR106	118	139
CBR107	319	133
CBR108	89	120
CBR109	290	81
CBR111	74	25
CBR112	281	58
CBR113	51	31
CBR114	278	62
CBR115	147	135
CBR116	144	123
CBR117	150	124
CBR118	257	52
CC21503	109	224
CC21506	106	224
CC21628	125	214
CC21639	142	89
CC21652	130	119
CC21656	116	119
CC21661	331	207
CC21663	326	203
CC21671	323	203
CC21672	320	208
CC21673	326	234
CC40503	238	25
CC40504	291	23
CC40506	247	43
CC40507	244	43
CC40513	236	43
CC40514	240	43
CC40522	215	33
CC40523	218	33
CC40526	209	28
CC40527	212	28
CC40541	176	9
CC40581	12	53
CC40582	42	78
CC40583	186	80
CC40584	135	88
CC40586	136	52
CC40593	51	9
CC40594	65	9
CC40595	99	7
CC40596	104	7
CC40597	109	9

Pos.-Nr./ Pos. No.	Koordinaten/ Coordinates X	Y
CC40598	129	7
CC44501	337	29
CC44502	337	33
CC44503	338	24
CC44504	342	46
CC44507	336	61
CC44512	299	58
CC44513	305	58
CC44515	302	53
CC50501	116	86
CC50502	112	86
CC50504	122	86
CC50511	125	97
CC50513	116	101
CC50523	122	91
CC50524	122	97
CC52503	36	93
CC58524	121	121
CC60501	196	169
CC60510	283	153
CC60514	271	150
CC60515	276	150
CC60516	283	148
CC60532	267	150
CC60546	270	159
CC60803	294	178
CC60814	314	152
CC60815	322	175
CC61501	294	119
CC61502	288	118
CC61508	288	126
CC61523	252	122
CC61526	258	125
CC61529	47	28
CC61532	164	110
CC61533	164	102
CC61536	167	102
CC61537	172	109
CC61538	160	110
CC61542	251	66
CC61543	249	58
CC61546	253	58
CC61547	259	65
CC61548	247	66
CC61552	283	107
CC61553	285	98
CC61556	288	98
CC61557	296	106
CC61558	280	106
CC61571	302	109

Pos.-Nr./ Pos. No.	Koordinaten/ Coordinates X	Y
CC61576	307	127
CC61587	318	180
CC84502	345	46
CC84503	351	173
CC85511	301	73
CD21501	117	226
CD21502	130	242
CD21503	123	232
CD21506	95	228
CD21636	128	216
CD21639	145	88
CD21642	149	84
CD21656	114	132
CD21657	108	134
CD21666	317	208
CD40536	222	15
CD52503	25	91
CD53519	83	204
CD55503	119	169
CD55504	113	164
CD57501	110	169
CD57503	115	181
CD57504	121	186
CD57506	110	181
CD58501	81	118
CD58504	86	113
CD58507	86	129
CD58511	92	132
CD58512	95	132
CD58521	111	132
CD58522	102	133
CD60811	306	147
CD60812	320	152
CD61528	42	28
CD61538	154	124
CD61548	230	69
CD61558	274	91
CD70501	35	103
CD85513	303	79
CIC21660	328	216
CR21502	123	237
CR21503	109	229
CR21506	106	229
CR21621	133	83
CR21622	136	80
CR21626	142	94
CR21627	139	98
CR21631	132	221
CR21632	122	214

Pos.-Nr./ Pos. No.	Koordinaten/ Coordinates X	Y
CR21633	129	226
CR21636	127	221
CR21637	129	202
CR21638	142	81
CR21639	145	93
CR21641	124	205
CR21651	127	113
CR21652	124	117
CR21653	127	118
CR21654	127	122
CR21656	135	151
CR21659	118	252
CR21662	332	201
CR21666	325	198
CR21667	323	208
CR21668	320	213
CR21672	326	208
CR21673	333	227
CR21676	325	224
CR21677	325	229
CR21678	330	235
CR21679	330	231
CR21681	322	232
CR21682	322	228
CR22507	317	204
CR40501	193	43
CR40521	222	35
CR40522	212	33
CR40523	218	28
CR40524	203	28
CR40526	206	28
CR40527	215	28
CR40528	203	33
CR40529	206	33
CR40531	148	64
CR40532	270	33
CR40533	144	64
CR40534	254	44
CR40536	222	19
CR40537	219	19
CR40538	226	27
CR40539	251	44
CR40541	173	9
CR40581	15	53
CR40582	42	74
CR40586	139	52
CR40591	66	29
CR40593	112	26
CR40594	109	26
CR44502	334	33

Pos.-Nr./ Pos. No.	Koordinaten/ Coordinates X	Y
CR44503	335	24
CR44504	339	46
CR44507	338	61
CR44513	287	60
CR44514	303	63
CR44515	301	58
CR50501	103	85
CR50502	109	86
CR50503	125	88
CR50504	118	86
CR50529	81	138
CR54512	57	249
CR55503	116	168
CR55504	106	163
CR55506	116	150
CR55507	105	158
CR55511	105	149
CR55516	122	150
CR57501	110	175
CR57502	113	175
CR57503	118	195
CR57506	118	175
CR57507	121	195
CR57508	116	174
CR58504	91	121
CR58507	99	124
CR58511	81	132
CR58512	78	135
CR58513	102	124
CR58514	105	120
CR58521	113	127
CR58522	108	129
CR58524	124	121
CR60513	264	150
CR60515	274	150
CR60516	279	150
CR60531	268	141
CR60546	302	187
CR60812	320	165
CR60813	320	170
CR60814	323	167
CR60816	316	175
CR60817	319	175
CR60818	329	173
CR61501	291	118
CR61502	297	119
CR61503	285	118
CR61504	282	118
CR61505	323	131
CR61506	294	114

Pos.-Nr./ Pos. No.	Koordinaten/ Coordinates X	Y
CR61507	335	194
CR61509	285	126
CR61511	301	138
CR61513	298	130
CR61516	311	116
CR61532	161	102
CR61536	169	110
CR61537	172	113
CR61538	169	118
CR61542	245	63
CR61546	256	67
CR61547	259	69
CR61548	260	55
CR61549	260	60
CR61552	277	106
CR61556	299	106
CR61557	296	111
CR61571	301	114
CR61573	308	116
CR61574	298	125
CR61576	304	114
CR61577	314	116
CR61578	311	111
CR61581	314	121
CR61582	317	119
CR61587	332	196
CR61589	321	180
CR70504	45	129
CR83501	339	114
CR83502	339	131
CR83503	339	147
CR83504	345	169
CR84501	345	174
CR84502	342	173
CR85502	290	71
CR85503	290	76
CR85504	281	62
CR85509	290	66
CR85512	307	91
CT21635	130	211
CT21640	124	199
CT21650	131	114
CT21658	125	248
CT21670	329	225
CT21682	322	238
CT40531	266	35
CT40591	65	23
CT44515	297	52
CT57506	114	187

Chassisplatte/Bedieneinheit / Chassis Board/Control Unit

Lötseite, Ansicht von unten / Solder Side, Bottom View



Platinenabbildungen und Schaltpläne / Layout of the PCBs and Circuit Diagrams DIGI 100

Netz-Chassis / Mains Chassis

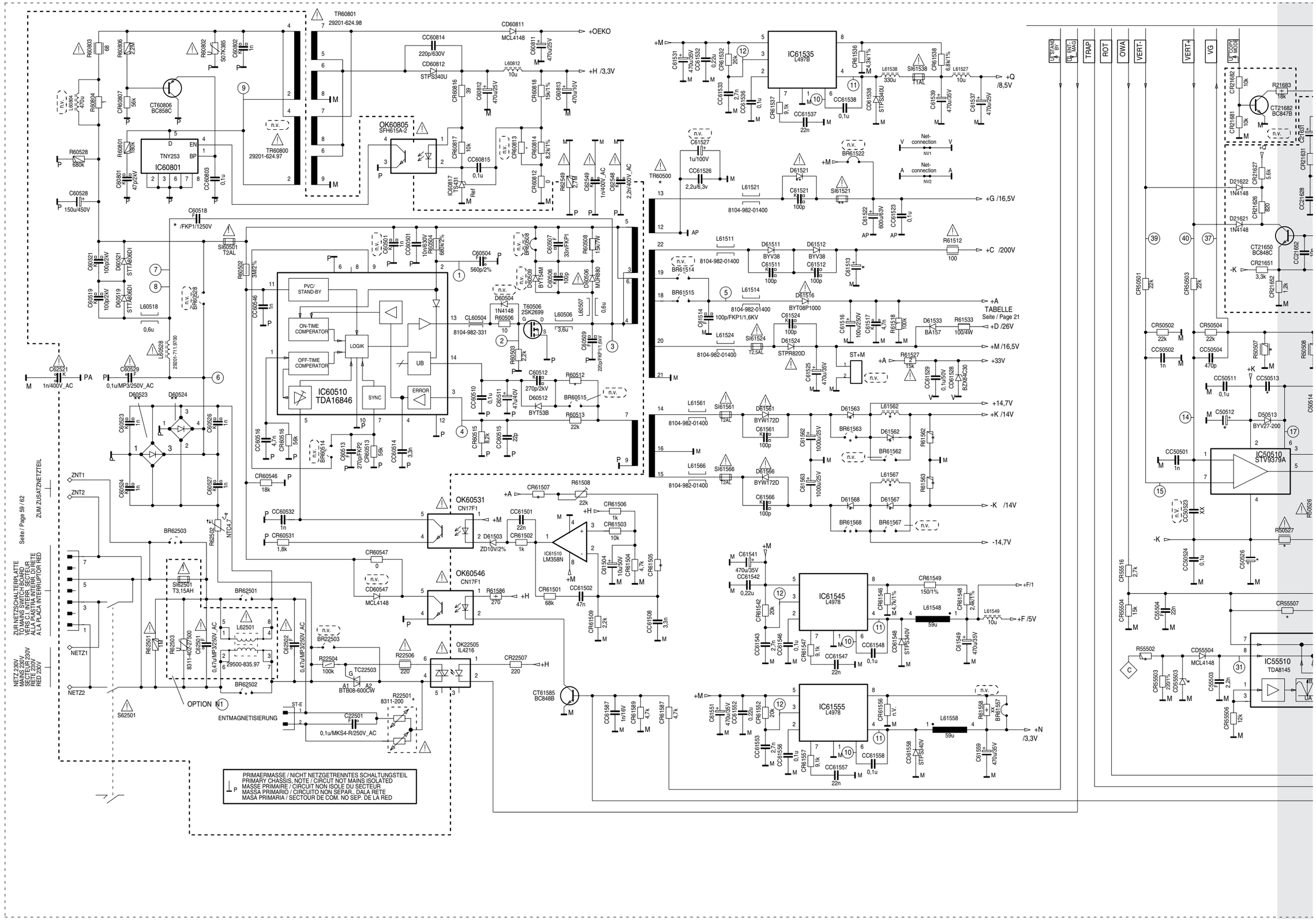

DIGI 100 Platinenabbildungen und Schaltpläne / Layout of the PCBs and Circuit Diagrams

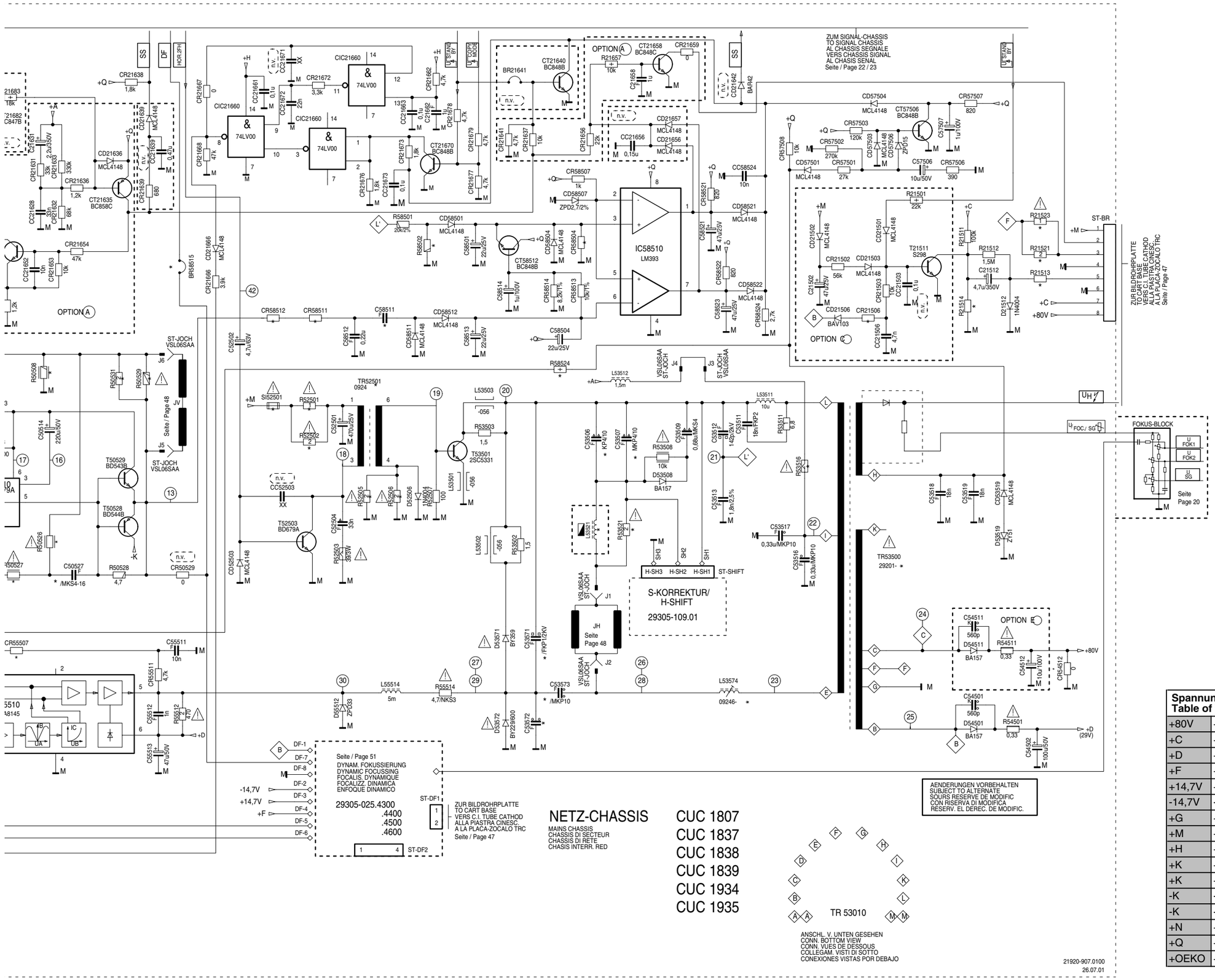

NETZ-CHASSIS
MAINS CHASSIS
CHASSIS DI SECTEUR
CHASIS DI RETE
CHASIS INTERR. RED

CUC 1807
CUC 1837
CUC 1838
CUC 1839
CUC 1934
CUC 1935

Spannungstabelle Table of Voltages	
+80V	+80V
+C	+200V
+D	+29V
+F	+5V
+14,7V	+14.7V
-14,7V	-14.7V
+G	+17V
+M	+16.5V
+H	+ 3.3V
+K	+13.6V
+K	+16V/TOS-Real Flat-CRT
-K	-13.6V
-K	-16V/TOS-Real Flat-CRT
+N	+3.3V
+Q	+8.5V
+OEKO	+13.5V

Bildrohre Picture tube	BL-D 63cm 4:3	PHI BL-D 70cm 4:3	PHI BL-S 70cm 4:3	PANASONIC 70cm 4:3	PHI 70cm 16:9	PHI 70cm(70cm GM) 16:9	PHI 82cm 16:9	PHI RF 70cm 16:9	TOSH RF 50cm 4:3	TOSH RF 82cm 16:9	PHI RF 82cm 16:9	TOSH RF 72cm V1 4:3	TOSH RF 84cm 4:3	SAM RF 72cm 4:3	SAM RF 72cm DAF 4:3
8300-	A59EAK071X44	A66EAK071X44	A66EAK652X44	A66ECF50K56	W66ESF202X44	W66ESF202X44	W76ESF231X44	W86ERF3011X044	A51LSH190K95	W98LQQ250X97	W86ERF3011X044	A68LQP556X97	A80LTM350X98	A68QCP891X539	A68QCP893X539
CHASSIS	020-412	030-436	030-475	030-485	066-203	066-203	076-231	066-231	020-696	020-870	020-696	068-356	020-830	068-891	068-894
+A	QUC1837	CUC1837	CUC1837	CUC1837	CUC1934	CUC1934	CUC1935	CUC1934	CUC1907	CUC1937	CUC1907	CUC1838	CUC1840	CUC1838	CUC1838
*	135V	135V	144V	146V	143V	143V	141V	134V	146V	103V	146V	135V	138V	135V	135V
CR21506	68k	68k	68k	75k	—	—	—	—	62k	62k	62k	68k	68k	68k	68k
R21513	10k	10k	10k	10k	10k	10k	10k	10k	10k	10k	10k	10k	10k	10k	10k
R21514	—	—	—	—	—	—	100k	100k	—	—	—	—	—	—	—
R21521	—	—	—	—	—	—	—	—	—	—	—	2,72W	—	2,72W	5,1/1W
R21523	6,2	5,1	—	6,2	4,7/1W	5,6	3,9/1W	5,6	5,6/1W	3,9	5,6	—	4,7/1W	—	—
R22501	-016	-016	-018	-016	-018	-018	-018	-018	-016	-018	-018	-018	-018	-018	-018
R60507/R60508	1,6/1%	1,5/1%	1,6/1%	1,3/1%	1,5/1%	1,6/1%	3,0/1% / 2,7/1%	2,4/1%	2,4/1%	1,6/1%	1,8/1%	2,0/1%	2,0/1%	1,3/1%	1,3/1%
C50512	1000u/25V	1000u/25V	1000u/25V	1000u/25V	1000u/25V	2200u/25V	1000u/25V	2200u/25V	1000u/25V	1000u/25V	2200u/25V	1000u/25V	1000u/25V	1000u/25V	1000u/25V
CC50513	?	—	0,1u	—	—	—	—	—	—	—	—	—	0,1u	—	—
C50526	1000u/25V	1000u/25V	1000u/25V	1000u/25V	2200u/25V	2200u/25V	2200u/25V	2200u/25V	1000u/25V	1000u/25V	2200u/25V	1000u/25V	1000u/25V	1000u/25V	1000u/25V
R50526	1,5	1,5	1,5	—	1,5	1,5	1,5	1,5	1,5	1,5	1,5	2,2	1,5	1,5	1,5
R50527	—	—	—	1,5	—	—	—	—	—	—	—	—	—	—	—
C50527	0,1u	0,1u	0,1u	0,1u	0,1u	0,1u	0,1u	0,1u	0,1u	0,22u	0,1u	0,22u	0,1u	0,1u	0,1u
R50529	270	270	270	150	270	270	270	270	270	270	130	270	270	150	150
R50531	—	—	—	—	—	—	—	—	180/2W	—	—	—	—	—	—
R22501	8,2	8,2	6,8	6,8	6,8	6,8	4,7	4,7	4,7	4,7	4,7	4,7	6,8	4,7	4,7
TR52501	6-867.97	6-867.97	6-867.97	6-867.97	6-867.97	6-867.97	-869.97	-812.96	6-867.97	-869.97	6-867.97	6-867.97	6-867.97	6-867.97	6-867.97
SI52501	T315mAL	T315mAL	T315mAL	T315mAL	T315mAL	T315mAL	T315mAL	T160mAL	T315mAL	T315mAL	T315mAL	T315mAL	T315mAL	T315mAL	T315mAL
R52502	—	—	—	—	—	—	—	33	—	—	—	—	—	—	—
R52505	5,6	4,7	3,9	3,9	4,3	4,3	3,9	3,3	4,3	1,5	6,8	4,7	4,7	4,7	4,7
R52506	6,8	4,7	3,9	3,9	4,3	4,3	3,9	3,9	4,3	1,5	6,8	3,9	4,7	4,7	4,7
TR53600	-680.04	-680.04	-680.03	-680.03	-680.03	-680.03	-680.03	-680.03	-680.07	-680.10	-680.10	-680.03	-680.09	-680.06	-680.06
C53506	0,3u	0,41u	0,41u	0,41u	0,3u	0,41u	0,25u	0,3u	0,3u	0,25u	0,17u	0,3u	0,25u	0,3u	0,3u
C53507	0,3u	0,41u	0,41u	0,41u	0,3u	0,3u	0,3u	0,3u	0,3u	0,3u	0,17u	0,3u	0,25u	0,3u	0,3u
R53516	6,8/7W	6,8/7W	6,8/7W	6,8/7W	6,8/7W	6,8/7W	6,8/7W	3,3/7W	6,8/7W	6,8/7W	6,8/7W	6,8/7W	6,8/7W	6,8/7W	6,8/7W
R53521	220	390	390	390	390	390	390	390	390	390	390	390	390	390	390
L53921	-122.97	-122.97	-122.97	-122.97	-122.97	-122.97	-122.97	-125.97	-122.97	-119.97	-125.97	-122.97	-125.97	-125.97	-125.97
C53571	11n	12n	13n	12n	12n	12n	13n	19,5n	12n	6,8n	13n	12n	11n	12n	12n
C53572	20n	20n	20n	20n	20n	20n	20n	27n	20n	27n	20n	20n	20n	20n	20n
C53573	0,56u	0,47u	0,68u	0,47u	0,68u	0,68u	0,56u	1u	0,68u	0,47u	0,56u	0,68u	0,56u	0,68u	0,56u
L53574	-859.66	-859.63	-859.61	-859.61	-859.63	-859.63	-859.66	-859.55	-859.64	-859.66	-859.66	-859.63	-859.66	-859.63	-859.66
CR54512	0	0	0	0	—	—	—	—	0	—	—	—	—	—	—
R65502	1,8k/2%	1,8k/2%	2,2k/2%	2,2k/2%	2,2k/2%	2,2k/2%	2,2k/2%	2,2k/2%	1,8k/2%	2,2k/2%	2,2k/2%	2,2k/2%	2,2k/2%	2,2k/2%	2,2k/2%
CD55503	4,3V/2%	4,3V/2%	3,9V/2%	4,3V/2%	4,3V/2%	4,3V/2%	4,3V/2%	4,3V/2%	4,3V/2%	4,3V/2%	4,3V/2%	3,9V/2%	4,3V/2%	4,3V/2%	4,3V/2%
C55504	22n	22n	22n	22n	22n	22n	22n	22n	22n	22n	22n	22n	22n	22n	22n
CR55507	82k	82k	82k	82k	82k	82k	82k	82k	82k	82k	82k	82k	82k	82k	82k
R68502	3,6k/2%	3,6k/2%	3,6k/2%	3,6k/2%	3k/2%	3,6k/2%	3,6k/2%	3,9k/2%	3,6k/2%	5,6k/2%	3k/2%	3,9k/2%	3,9k/2%	3,9k/2%	3,9k/2%
CR58504	13k/2%	13k/2%	12k/2%	12k/2%	13k/2%	12k/2%	12k/2%	12k/2%	12k/2%	16k/2%	13k/2%	12k/2%	12k/2%	12k%2%	12k%2%
C58511	0,47/5%	0,47u/5%	0,47u/5%	0,47u/5%	0,47u/5%	0,56u/5%	0,56u/5%	0,56u/5%	0,47u/5%	0,47u/5%	0,68u/5%	0,68u/5%	0,68u/5%	0,47u/5%	0,47u/5%
CR58511	1,2k/2%	1,2k/2%	1,2k/2%	1,2k/2%	1,2k/2%	1,2k/2%	1,2k/2%	3,3k/2%	1,2k/2%	1,2k/2%	1,8k/2%	1,2k/2%	1,2k/2%	2,7k/2%	4,7k/2%
CR58512	1,5k/2%	1,5k/2%	1,2k/2%	2,7k/2%	1,5k/2%	1,5k/2%	1,5k/2%	3,3k/2%	1,5k/2%	2,7k/2%	1,5k/2%	3,3k/2%	1,5k/2%	1,5k/2%	1,5k/2%
BR68515	—	—	—	—	—	—	—	—	X	X	X	X	X	X	—
R68524	1M	1M	1M	1M	1M	1M	1M	1M	1M	1M	1M	1M	1M	1M	1M
TR68600	-580.97	-580.97	-581.97	-581.97	-581.97	-581.97	-581.97	-581.97	-584.97	-581.97	-581.97	-584.97	?	-584.97	-584.97
TR66500 SUBWOOF AC300	?	?	-589.97	-589.97	-589.97	-589.97	-589.97	-589.97	?	-588.97	-589.97	?	-591.97	?	?
R60512	20	20	20	20	20	20	20	33	20	20	20	20	20	20	20
C60518	10n	10n	10n	10n	10n	10n	10n	15n	10n	15n	10n	10n	10n	10n	10n
CR61505	82k	82k	82k	82k	82k	82k	82k	68k	82k	4,7k	82k	82k	82k	82k	82k
CR61507	3,3k	3,3k	75k	15k	15k	15k	15k	0	15k	15k	3,3k	15k	15k	15k	15k
C61513	4,7u/350V	4,7u/350V	4,7u/350V	4,7u/350V	4,7u/350V	22u/350V	22u/350V	4,7u/350V	4,7u/350V	22u/350V	22u/350V	4,7u/350V	4,7u/350V	4,7u/350V	4,7u/350V
R61560/R61563	470	470	470	470	470	470	470	2,2k	470	1,2k	470	2,2k	2,2k	1,2k	1,2k
L61562/L61567	47u	47u	47u	47u	47u	47u	47u	47u	47u	—	47u	47u	—	—	—
D61562/D61567	—	X	X	X	X	X	X	—	X	1N4007	1N4007	1N4007	1N4007	1N4007	1N4007
BR61563/BR61568	—	—	—	—	—	—	—	X	—	—	X	—	—	—	—
D61563/D61568	—	—	—	—	—	—	—	—	—	—	—	—	—	1N4007	1N4007
BR62501/02/03	—	—	—	—	—	—	—	—	—	1N4007	—	—	1N4007	—	—
OPTION A	—	X	—	—	X	—	—	X	—	—	—	—	X	—	—
OPTION C	X	—	X	X	—	—	—	—	X	X	X	X	—	X	X
OPTION E	X	—	X	X	X	X	X	X	X	X	X	X	X	X	X
OPTION N1	—	—	—	—	—	—	—	—	—	X	—	X	—	X	X
D/N.-FOK	—	—	—	—	—	—	—	—	—	—	—	—	—	—	—
FOKUS BLOCK	—	X	—	—	—	—	—	—	—	—	—	—	—	—	—
BR-RL	-122.31	-122.31	-122.31	-122.31	-122.31	-122.31	-122.31(.33)	-122.34	-122.32	-122.42	-122.31	-122.32	-122.32	-122.43	-122.45
S-KORREKTUR	29305-122.31	—	—	—	—	—	—	X	—	—	—	—	—	—	—

Signal-Chassis / Signal Chassis

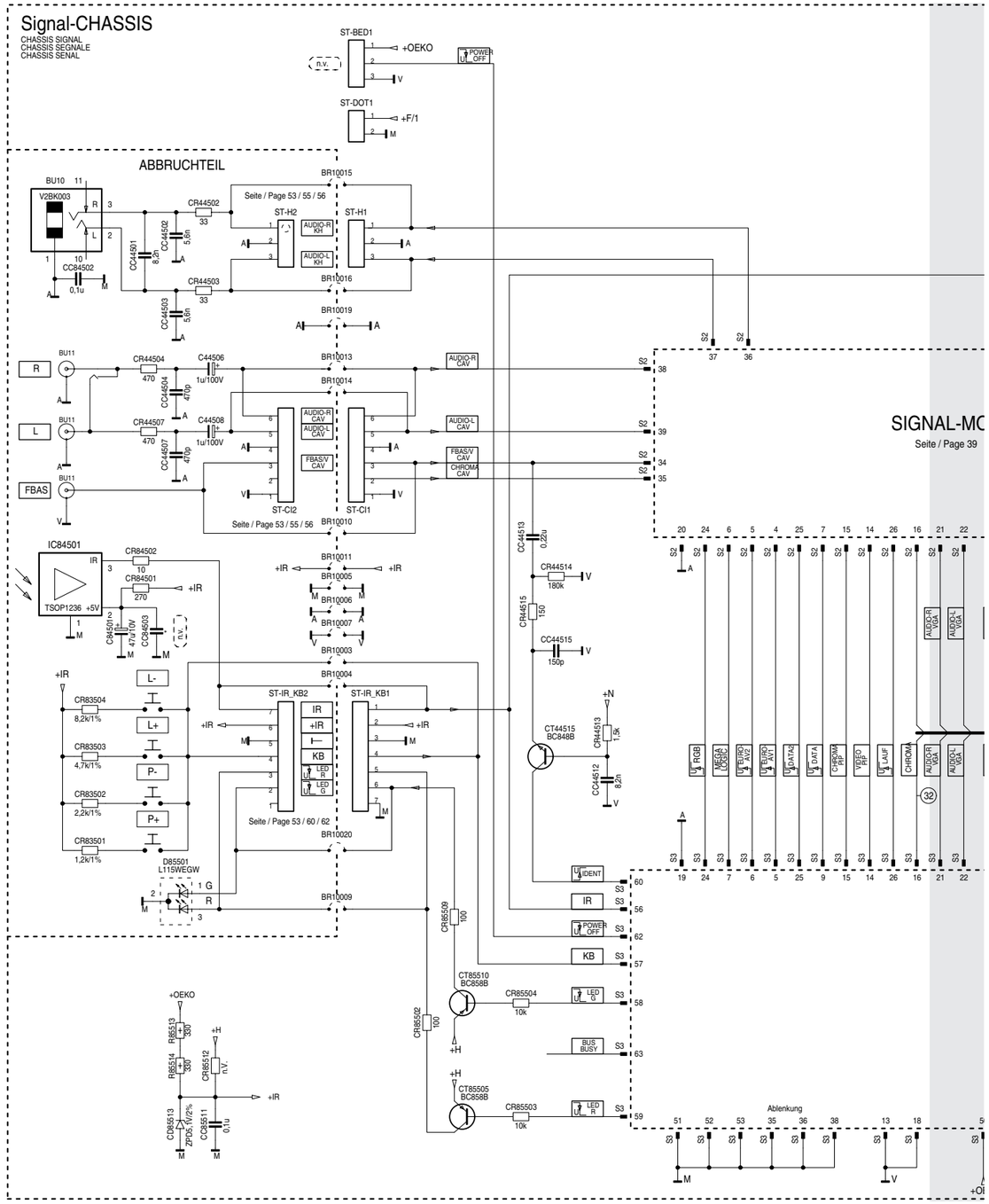

Spannungstabelle Table of Voltages	
+80V	+80V
+C	+200V
+D	+29V
+F	+5V
+14,7V	+14.7V
-14,7V	-14.7V
+G	+17V
+M	+16.5V
+H	+ 3.3V
+K	+13.6V
+K	+16V/TOS-Real Flat-CRT
-K	-13.6V
-K	-16V/TOS-Real Flat-CRT
+N	+3.3V
+Q	+8.5V
+OEKO	+13.5V

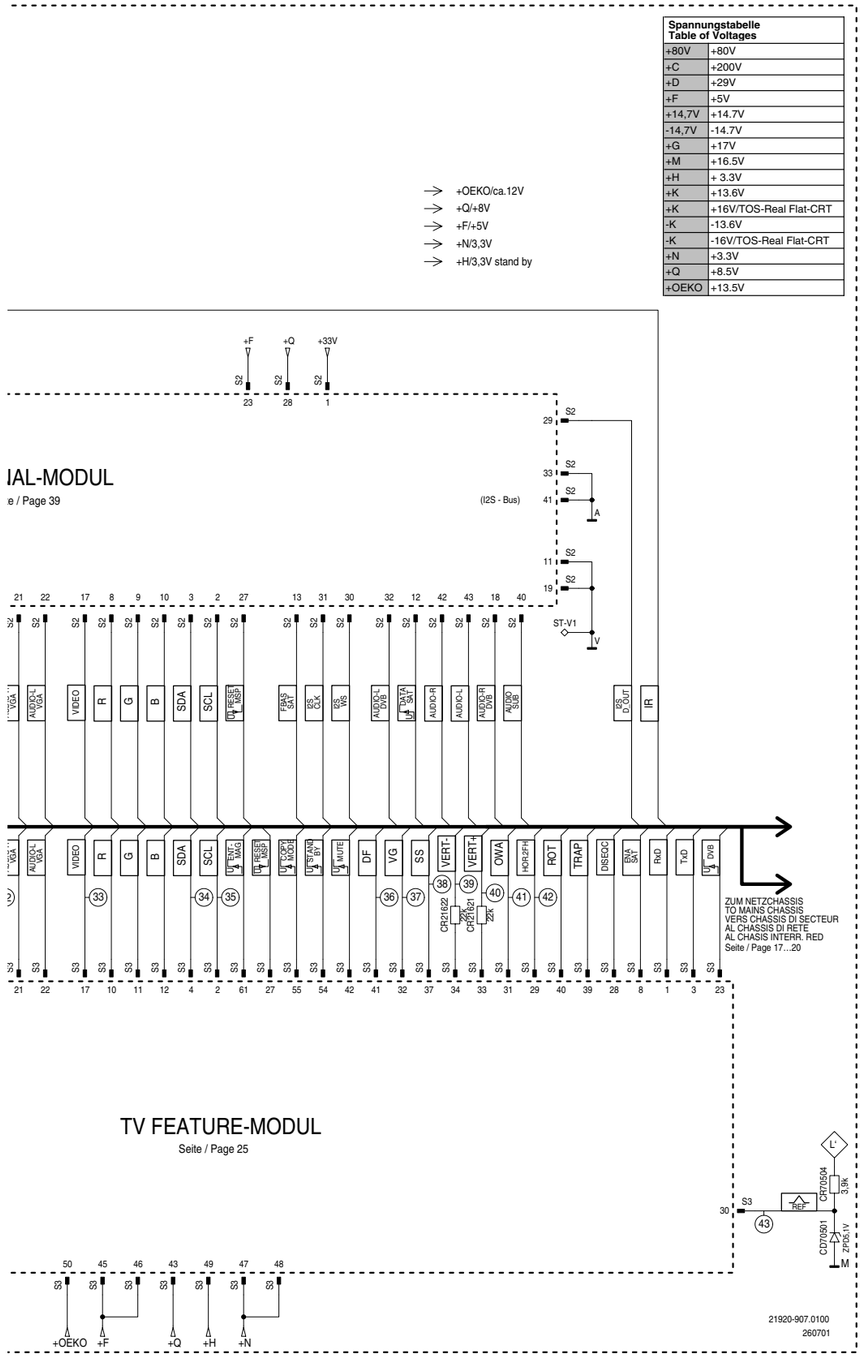

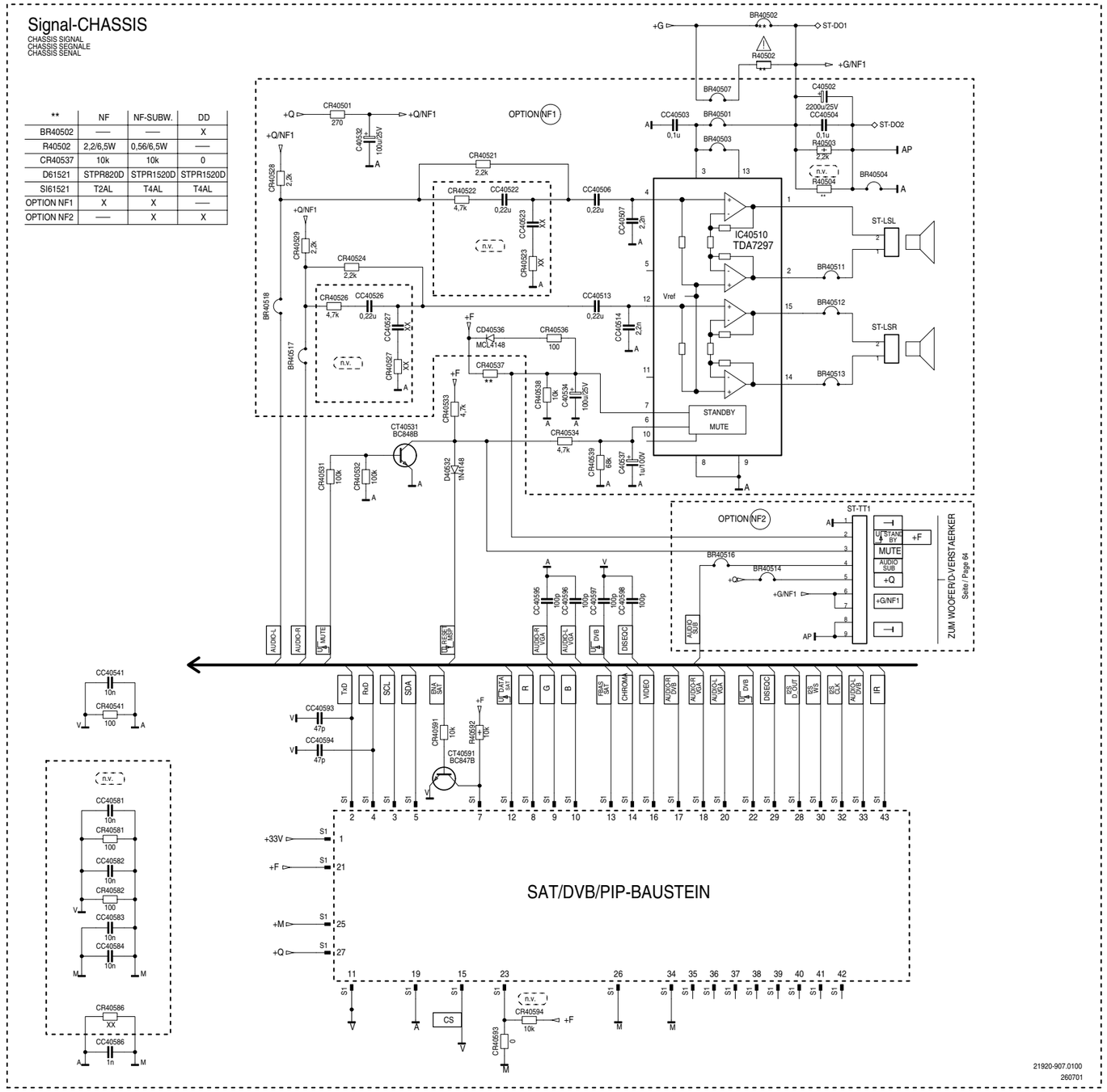

**	NF	NF-SUBW.	DD
BR40502	—	—	X
R40502	2,2/6,5W	0,56/6,5W	—
CR40537	10k	10k	0
D61521	STPR820D	STPR1520D	STPR1520D
SI61521	T2AL	T4AL	T4AL
OPTION NF1	X	X	—
OPTION NF2	—	X	X

Platinenabbildungen und Schaltpläne / Layout of the PCBs and Circuit Diagrams DIGI 100

Feature-Modul / Feature Module 295042032100 / 2800 / 4600

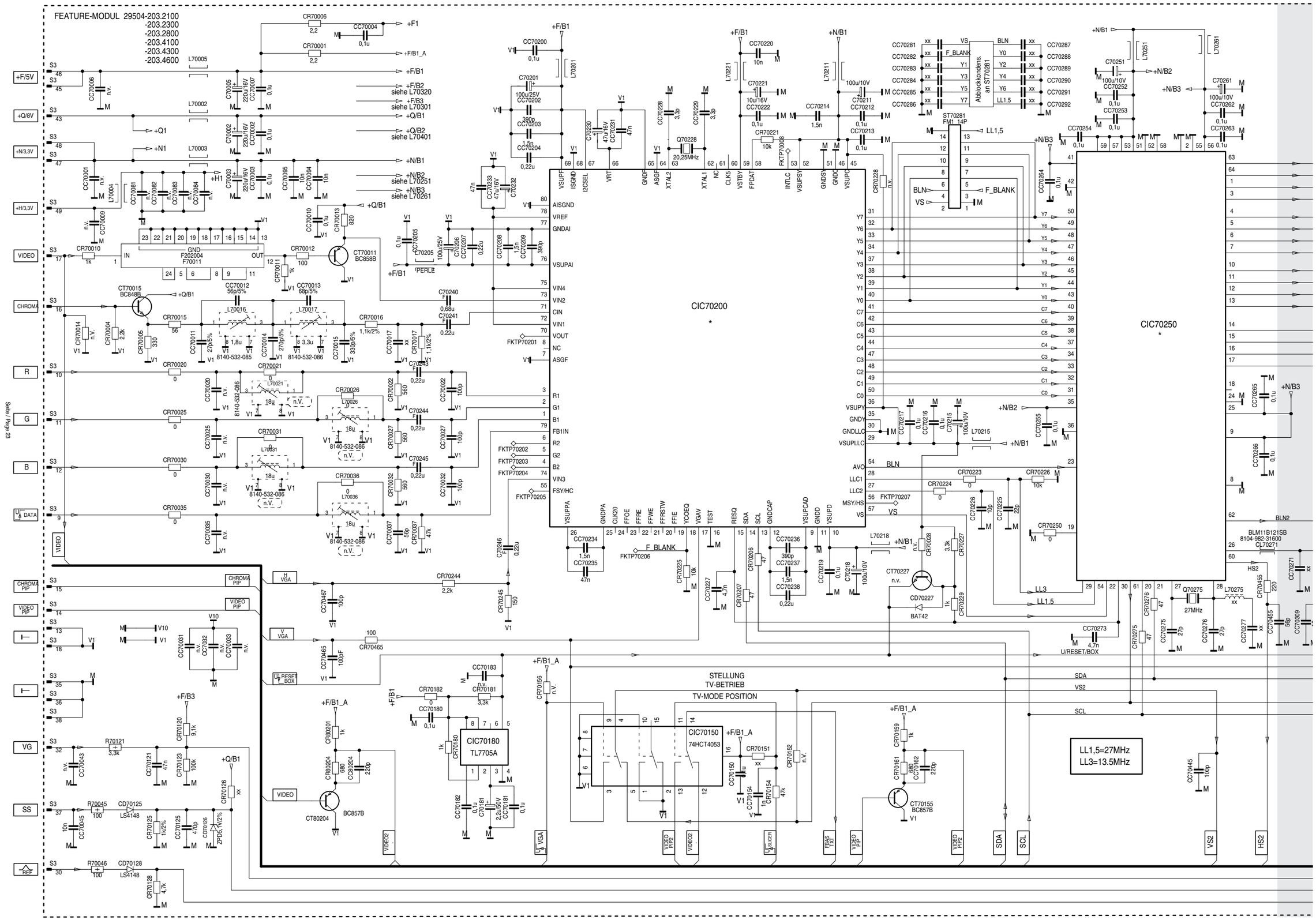

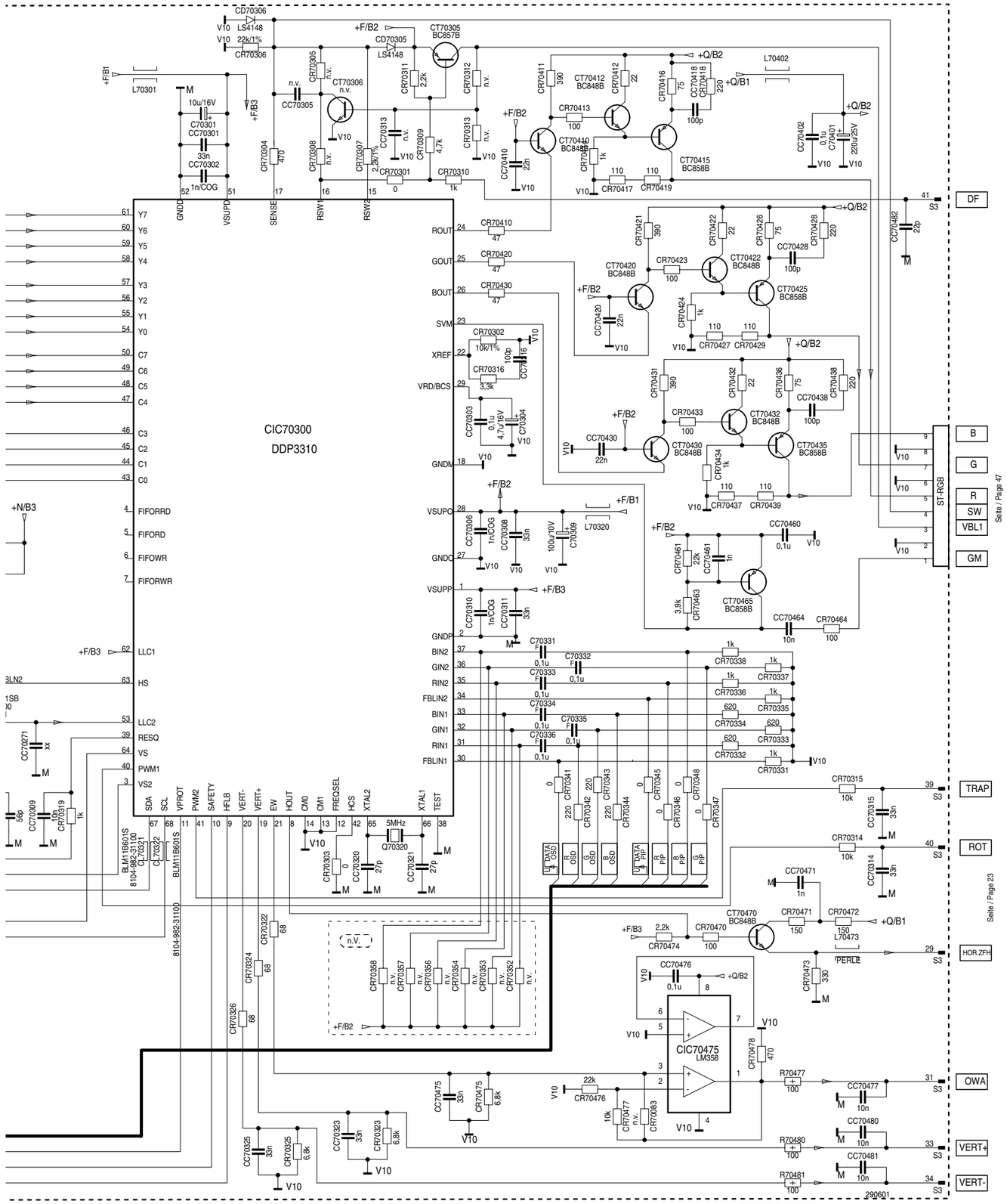

	FEATURE MODUL
01	TXD
02	SCL
03	RXD
04	SDA
05	U_EURO AV1
06	U_EURO AV2
07	MEGALOGIC
08	ENA_SAT
09	U_DATA(FBL)
10	R
11	G
12	B
13	GND(VIDEO)
14	VIDEO PIP
15	CHROMA PIP
16	CHROMA
17	VIDEO
18	GND(VIDEO)
19	GND(AUDIO)
20	
21	AUDIO-R VGA
22	AUDIO-L VGA
23	U_DVB
24	U_RGB
25	U_DATA 2
26	U_LAUF
27	U_RESET_MSP
28	DISEqC
29	HOR_2FH
30	HOR_FH
31	OWA
32	VG
33	+VERT
34	-VERT
35	GND(ABL)
36	GND(ABL)
37	SS
38	I_BEAM
39	TRAP
40	ROT
41	DF
42	U_MUTE
43	+8V(+Q)
44	
45	+5V(+F)
46	+5V(+F)
47	+3,3V(+N)
48	+3,3V(+N)
49	+3,3V(+H)
50	+OEKO ca.12V
51	GND(NT)
52	GND(NT)
53	GND(NT)
54	U_STAND_BY
55	U_COPY_MODE
56	IR
57	KB
58	LED gruen
59	LED rot
60	U_IDENT
61	U_ENTMAG
62	POWER OFF
63	BUS/BUSY

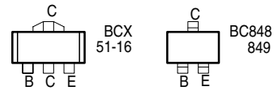

IC VON OBEN
IC TOP VIEW
IC VUES DE DESSOUS
IC VEDUTO DA SOPRA
IC VISTO DESDE ARRIBA

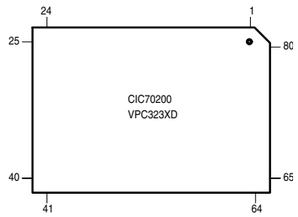

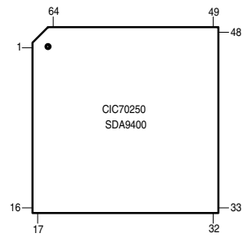

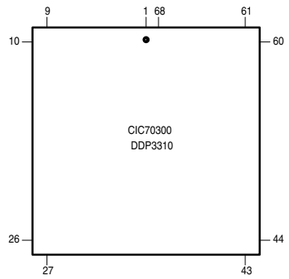

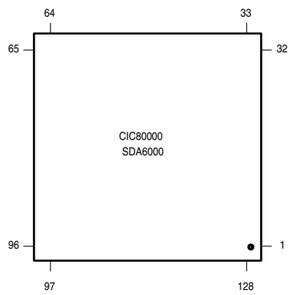

Platinenabbildungen und Schaltpläne / Layout of the PCBs and Circuit Diagrams DIGI 100

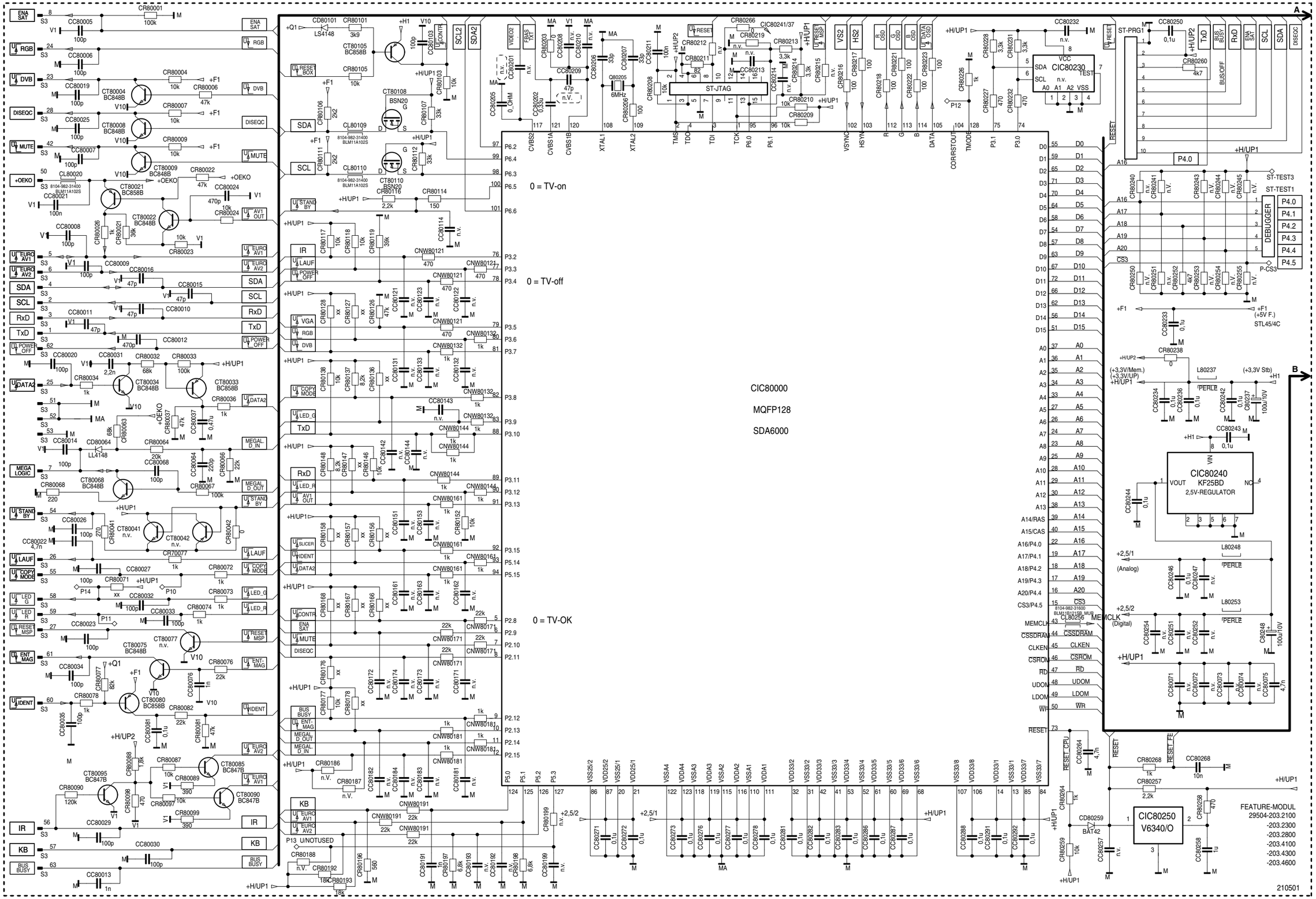

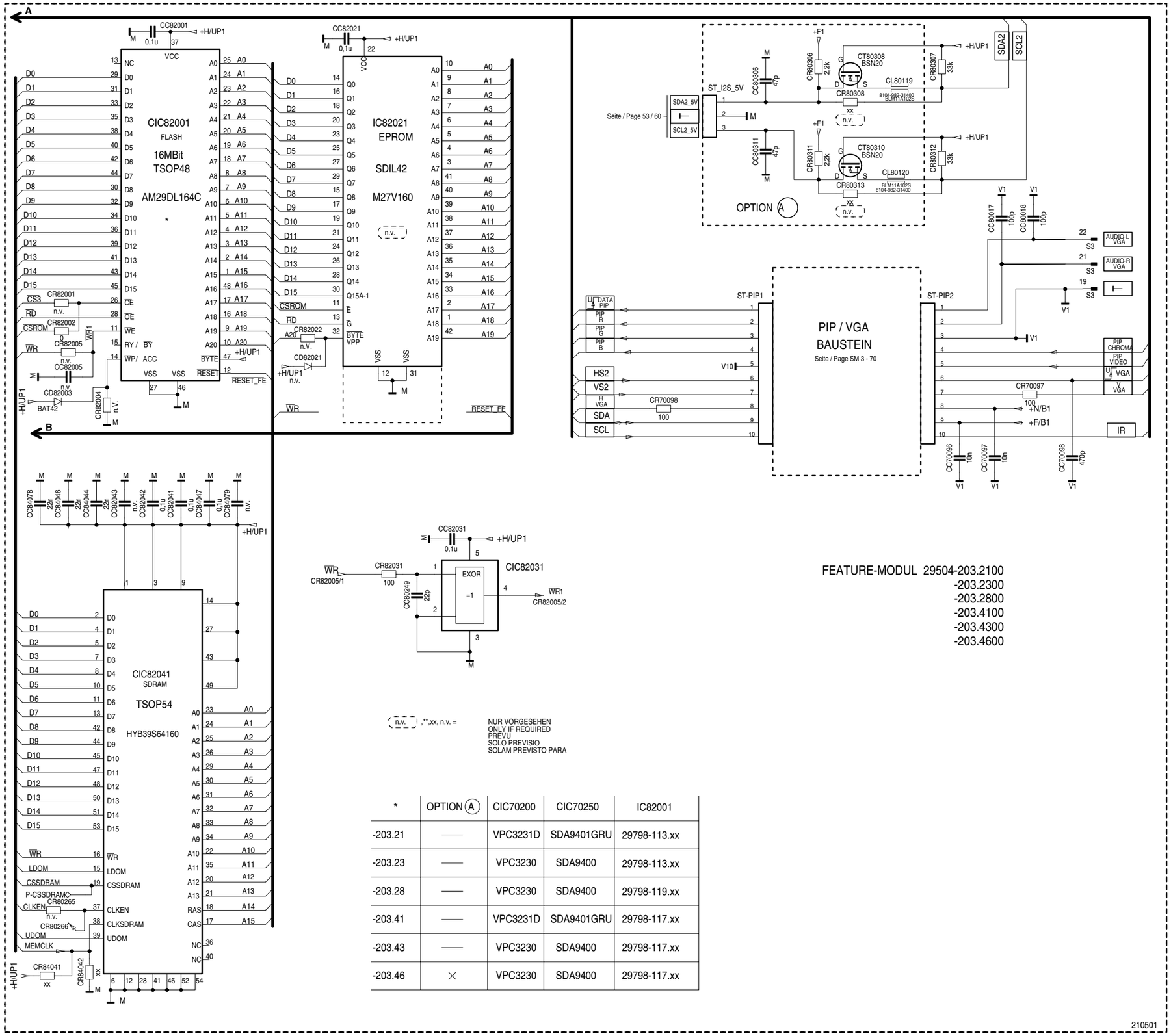

*	OPTION (A)	CIC70200	CIC70250	IC82001
-203.21	——	VPC3231D	SDA9401GRU	29798-113.xx
-203.23	——	VPC3230	SDA9400	29798-113.xx
-203.28	——	VPC3230	SDA9400	29798-119.xx
-203.41	——	VPC3231D	SDA9401GRU	29798-117.xx
-203.43	——	VPC3230	SDA9400	29798-117.xx
-203.46	×	VPC3230	SDA9400	29798-117.xx

Spannungstabelle Table of Voltages	
+80V	+80V
+C	+200V
+D	+29V
+F	+5V
+14,7V	+14.7V
-14,7V	-14.7V
+G	+17V
+M	+16.5V
+H	+ 3.3V
+K	+13.6V
+K	+16V/TOS-Real Flat-CRT
-K	-13.6V
-K	-16V/TOS-Real Flat-CRT
+N	+3.3V
+Q	+8.5V
+OEKO	+13.5V

Bestückungsseite, Ansicht von oben / Component Side, Top View

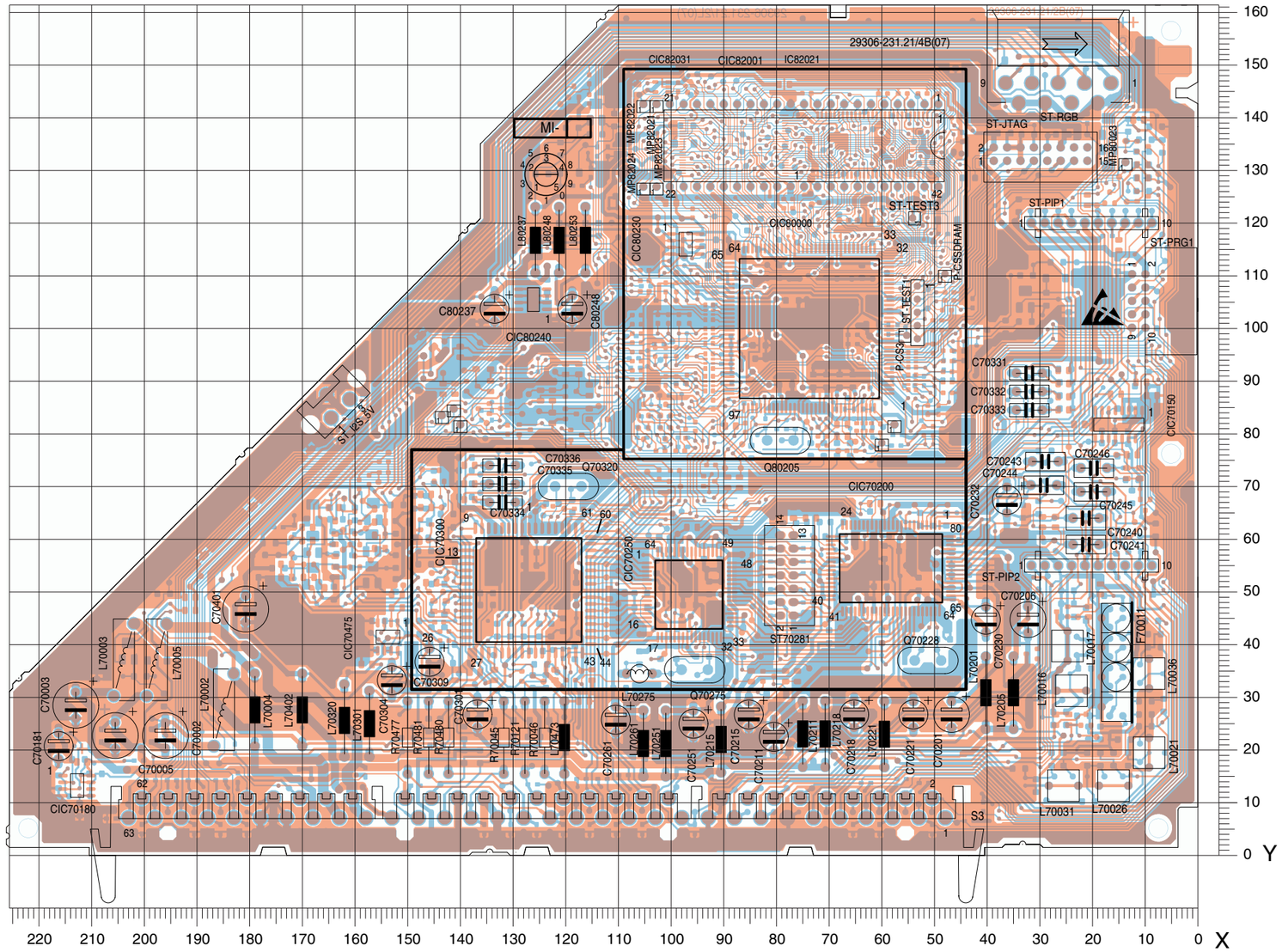

Pos.-Nr./ Pos. No.	Koordinaten/ Coordinates X	Y
C70002	196	23
C70003	213	29
C70005	206	23
C70181	216	21
C70201	47	27
C70206	32	45
C70211	80	23
C70215	85	27
C70218	65	27
C70221	54	27
C70230	40	45
C70232	36	67
C70240	21	64
C70241	21	59
C70243	29	75
C70244	29	70
C70245	20	69
C70246	20	73

Pos.-Nr./ Pos. No.	Koordinaten/ Coordinates X	Y
C70251	95	25
C70261	110	26
C70301	136	27
C70304	153	33
C70309	145	37
C70331	32	91
C70332	32	88
C70333	32	84
C70334	132	67
C70335	132	71
C70336	132	74
C70401	181	47
C80237	133	104
C80248	118	104
F70011	15	37
IC82021	75	135

Pos.-Nr./ Pos. No.	Koordinaten/ Coordinates X	Y
L70002	185	28
L70003	204	37
L70004	179	28
L70005	198	37
L70016	24	31
L70017	25	40
L70021	9	20
L70026	16	13
L70031	25	13
L70036	9	35
L70201	40	31
L70205	35	31
L70211	75	23
L70215	91	22
L70218	71	23
L70221	59	23
L70251	101	21
L70261	105	21

Pos.-Nr./ Pos. No.	Koordinaten/ Coordinaten X	Y
L70275	106	35
L70301	157	25
L70320	162	26
L70402	170	28
L70473	120	22
L80237	126	117
L80248	121	117
L80253	116	117
P-CS03	56	99
P-CSSDRAM	48	110
P10	140	81
P11	143	83
P12	58	81
P13	60	78
P14	141	84
Q70228	51	37

Pos.-Nr./ Pos. No.	Koordinaten/ Coordinaten X	Y
Q70275	96	35
Q70320	119	70
Q80205	79	79
R70045	132	22
R70046	124	22
R70121	128	22
R70477	150	22
R70480	142	22
R70481	146	22
S03	125	2
ST-JTAG	30	133
ST-PIP01	20	120
ST-PIP02	20	55
ST-PRG01	6	105
ST-RGB	27	152
ST-TEST03	54	121

Pos.-Nr./ Pos. No.	Koordinaten/ Coordinaten X	Y
ST-TEST01	53	103
ST70281	78	53
ST_I2S_5V	164	86

Platinenabbildungen und Schaltpläne / Layout of the PCBs and Circuit Diagrams DIGI 100

Bestückungsseite, Ansicht von oben / Component Side, Top View

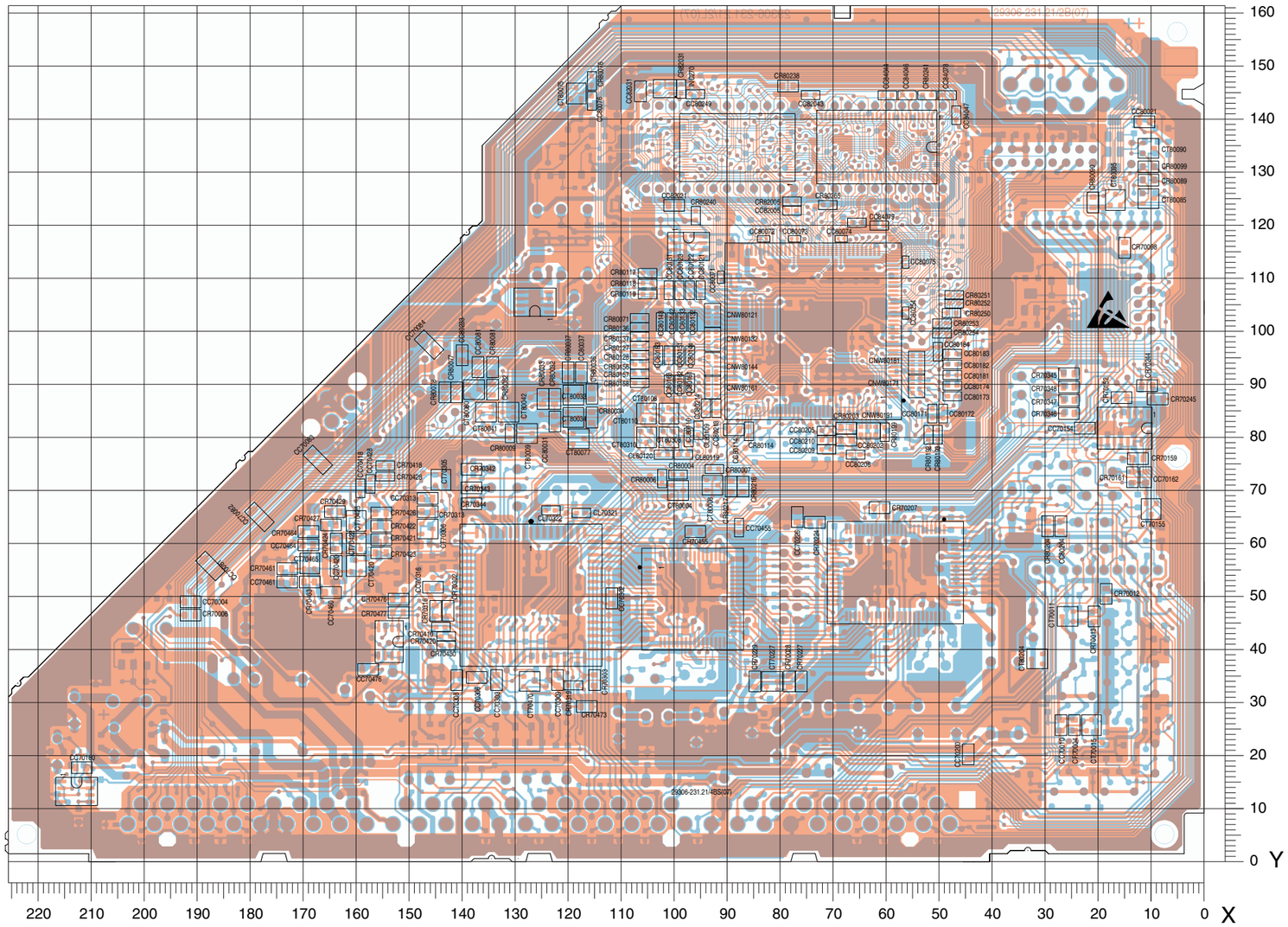

Pos.-Nr./ Pos. No.	Koordinaten/ Coordinates X	Y
CC70004	191	49
CC70010	27	26
CC70081	188	56
CC70082	178	65
CC70083	167	76
CC70084	146	98
CC70154	23	82
CC70162	11	73
CC70180	212	18
CC70200	44	20
CC70226	77	65
CC70302	112	50
CC70303	133	34
CC70306	137	35
CC70308	141	34
CC70309	122	34
CC70313	147	69
CC70316	145	52
CC70418	159	70
CC70420	164	56
CC70428	157	71
CC70455	88	63
CC70460	165	51
CC70461	173	53
CC70464	169	60

Pos.-Nr./ Pos. No.	Koordinaten/ Coordinates X	Y
CC70476	158	36
CC80021	11	140
CC80031	123	83
CC80037	117	92
CC80071	91	110
CC80072	83	117
CC80073	77	117
CC80074	68	117
CC80075	56	113
CC80076	116	143
CC80081	137	93
CC80114	89	81
CC80121	95	108
CC80122	97	108
CC80123	99	108
CC80131	101	108
CC80132	97	102
CC80133	98	102
CC80142	100	102
CC80143	102	102
CC80144	97	96
CC80151	99	96
CC80153	103	96
CC80161	97	90
CC80162	99	90

Pos.-Nr./ Pos. No.	Koordinaten/ Coordinates X	Y
CC80163	101	90
CC80171	51	84
CC80172	49	84
CC80173	48	88
CC80174	48	90
CC80181	48	92
CC80182	48	94
CC80183	48	96
CC80184	50	96
CC80202	68	80
CC80204	27	63
CC80205	71	81
CC80208	66	77
CC80209	71	78
CC80210	71	80
CC80213	92	86
CC80214	94	86
CC80233	140	96
CC80249	96	145
CC80254	56	103
CC82005	78	123
CC82021	100	124
CC82031	106	145
CC82043	74	145
CC84044	60	144

Pos.-Nr./ Pos. No.	Koordinaten/ Coordinates X	Y
CC84046	56	144
CC84047	47	141
CC84078	48	144
CC84079	61	120
CIC70150	15	82
CIC70180	213	13
CIC70200	58	54
CIC70250	97	49
CIC70300	127	50
CIC70475	154	42
CIC80000	74	100
CIC80230	97	116
CIC80240	126	106
CIC82001	88	135
CIC82031	102	146
CIC82041	62	135
CL70321	117	66
CL70322	123	66
CL80109	95	81
CL80110	97	80
CL80119	98	77
CL80120	102	77
CL80256	65	120
CNW80121	93	103

Pos.-Nr./ Pos. No.	Koordinaten/ Coordinates X	Y
CNW80132	93	98
CNW80144	93	94
CNW80161	93	90
CNW80171	54	90
CNW80181	54	94
CNW80191	63	81
CR70004	25	26
CR70006	191	47
CR70012	19	51
CR70013	21	46
CR70028	78	34
CR70098	15	116
CR70152	16	88
CR70159	13	76
CR70161	14	73
CR70207	61	67
CR70224	73	64
CR70227	76	34
CR70229	85	34
CR70244	11	90
CR70245	9	87
CR70302	143	47
CR70303	115	34
CR70313	147	66
CR70316	145	47

Pos.-Nr./ Pos. No.	Koordinaten/ Coordinates X	Y
CR70319	119	33
CR70342	138	74
CR70343	138	71
CR70344	138	68
CR70345	25	92
CR70346	25	84
CR70347	25	87
CR70348	25	90
CR70410	144	44
CR70418	155	75
CR70420	143	43
CR70421	155	61
CR70422	155	63
CR70423	155	58
CR70424	164	60
CR70426	155	66
CR70427	165	63
CR70428	155	73
CR70429	164	66
CR70430	143	41
CR70455	96	62
CR70461	173	55
CR70463	169	53
CR70464	169	62
CR70473	117	29

Pos.-Nr./ Pos. No.	Koordinaten/ Coordinates X	Y
CR70476	152	49
CR70477	152	47
CR80004	99	73
CR80006	102	72
CR80007	92	74
CR80009	131	81
CR80032	123	87
CR80033	125	87
CR80034	116	84
CR80036	116	88
CR80037	120	92
CR80071	107	102
CR80076	116	147
CR80077	141	89
CR80078	143	89
CR80081	134	93
CR80082	134	89
CR80089	10	128
CR80090	21	124
CR80099	10	131
CR80114	86	81
CR80117	105	111
CR80118	105	109
CR80119	105	107
CR80127	107	97

Pos.-Nr./ Pos. No.	Koordinaten/ Coordinates X	Y
CR80128	107	96
CR80136	107	101
CR80137	107	99
CR80152	101	96
CR80156	107	94
CR80157	107	92
CR80158	107	90
CR80192	52	81
CR80193	50	81
CR80199	60	81
CR80203	68	82
CR80204	30	63
CR80216	87	71
CR80217	89	71
CR80238	78	146
CR80240	96	122
CR80241	52	144
CR80250	48	103
CR80251	47	107
CR80252	47	105
CR80253	49	101
CR80254	49	100
CR80265	71	124
CR82005	78	125
CR82031	99	146

Pos.-Nr./ Pos. No.	Koordinaten/ Coordinates X	Y
CT70011	26	46
CT70015	21	26
CT70155	10	67
CT70227	81	34
CT70305	144	72
CT70306	147	63
CT70420	160	56
CT70422	160	60
CT70425	160	64
CT70465	169	56
CT70470	127	34
CT80004	99	70
CT80008	93	71
CT80009	128	81
CT80033	119	88
CT80034	119	84
CT80041	135	85
CT80042	131	85
CT80075	118	145
CT80077	118	80
CT80080	138	89
CT80085	10	125
CT80090	10	134
CT80095	17	125
CT80108	101	84

Pos.-Nr./ Pos. No.	Koordinaten/ Coordinates X	Y
CT80110	105	84
CT80204	32	38
CT80308	101	80
CT80310	105	80

Platinenabbildungen und Schaltpläne / Layout of the PCBs and Circuit Diagrams DIGI 100

Lötseite, Ansicht von unten / Solder Side, Bottom View



Pos.-Nr./ Pos. No.	Koordinaten/ Coordinates X	Y
CC7032	108	150
CC70001	168	17
CC70002	199	23
CC70003	209	32
CC70006	158	16
CC70007	208	23
CC70009	171	15
CC70011	30	30
CC70012	26	27
CC70013	21	40
CC70014	22	35
CC70015	25	45
CC70017	25	48
CC70020	14	22
CC70022	29	77
CC70025	21	18
CC70027	33	65
CC70030	31	13
CC70031	127	119
CC70032	30	66
CC70033	46	150
CC70035	10	29
CC70037	8	42
CC70043	126	14
CC70045	135	5
CC70094	105	20

Pos.-Nr./ Pos. No.	Koordinaten/ Coordinates X	Y
CC70095	78	18
CC70096	12	58
CC70097	10	49
CC70098	15	58
CC70121	124	33
CC70125	138	27
CC70150	13	79
CC70181	216	21
CC70182	216	14
CC70183	212	9
CC70202	47	52
CC70203	43	52
CC70204	40	52
CC70205	38	25
CC70207	40	56
CC70208	43	56
CC70209	47	56
CC70212	65	47
CC70213	60	47
CC70214	60	51
CC70216	70	49
CC70217	69	55
CC70219	56	58
CC70220	72	21
CC70222	53	52

Pos.-Nr./ Pos. No.	Koordinaten/ Coordinates X	Y
CC70225	79	64
CC70227	59	58
CC70228	48	41
CC70229	53	41
CC70231	47	48
CC70233	45	61
CC70234	69	61
CC70235	69	63
CC70236	53	64
CC70237	50	64
CC70238	48	64
CC70252	93	27
CC70253	94	58
CC70254	91	58
CC70255	88	43
CC70262	110	32
CC70263	99	58
CC70264	93	51
CC70265	97	48
CC70266	106	47
CC70271	106	50
CC70273	88	38
CC70275	94	38
CC70276	99	38
CC70277	106	38

Pos.-Nr./ Pos. No.	Koordinaten/ Coordinates X	Y
CC70281	82	46
CC70282	74	48
CC70283	74	50
CC70284	74	53
CC70285	74	56
CC70286	74	58
CC70287	82	48
CC70288	82	51
CC70289	82	53
CC70290	82	56
CC70291	82	58
CC70292	74	61
CC70301	118	51
CC70305	147	60
CC70310	127	58
CC70311	127	55
CC70314	139	19
CC70315	136	19
CC70320	119	66
CC70321	123	67
CC70323	142	40
CC70325	143	37
CC70402	180	53
CC70410	152	51
CC70430	164	50

Pos.-Nr./ Pos. No.	Koordinaten/ Coordinates X	Y
CC70438	172	62
CC70445	17	117
CC70465	14	85
CC70467	11	89
CC70471	120	38
CC70475	149	42
CC70477	120	5
CC70480	125	5
CC70481	130	5
CC70482	148	19
CC80005	63	14
CC80006	109	15
CC80007	149	13
CC80008	60	5
CC80009	56	15
CC80010	50	5
CC80011	43	7
CC80012	199	14
CC80013	206	7
CC80014	65	5
CC80015	41	9
CC80016	52	14
CC80017	96	5
CC80018	97	15
CC80019	105	5

Pos.-Nr./ Pos. No.	Koordinaten/ Coordinates X	Y
CC80020	110	5
CC80022	113	15
CC80023	115	5
CC80024	21	140
CC80025	117	15
CC80026	182	15
CC80027	181	5
CC80029	185	14
CC80030	185	5
CC80032	191	14
CC80033	191	5
CC80034	200	5
CC80035	195	14
CC80064	37	100
CC80068	29	106
CC80103	14	143
CC80191	69	84
CC80192	65	84
CC80193	62	84
CC80199	62	80
CC80201	66	77
CC80206	82	82
CC80207	76	81
CC80211	37	137
CC80232	94	117

Pos.-Nr./ Pos. No.	Koordinaten/ Coordinates X	Y
CC80234	92	106
CC80236	112	125
CC80242	124	108
CC80243	136	102
CC80244	121	103
CC80246	77	105
CC80247	121	119
CC80250	15	112
CC80251	114	119
CC80252	116	119
CC80257	111	140
CC80258	119	138
CC80264	115	130
CC80268	112	133
CC80271	58	105
CC80272	85	94
CC80273	73	90
CC80276	71	90
CC80277	68	90
CC80278	65	90
CC80281	85	115
CC80282	80	111
CC80283	71	111
CC80286	88	109
CC80287	64	111

Pos.-Nr./ Pos. No.	Koordinaten/ Coordinates X	Y
CC80288	62	101
CC80291	83	97
CC80292	78	89
CC80306	163	80
CC80311	159	84
CC82001	103	131
CC82041	54	124
CC82042	60	124
CD70125	132	25
CD70126	132	23
CD70128	125	25
CD70227	80	30
CD70305	148	63
CD70306	38	151
CD80064	27	109
CD80101	198	37
CD80259	119	130
CD82003	98	135
CD82021	48	120
CIC80250	114	141
CL70271	100	43
CL80020	183	20
CR70001	8	62

Pos.-Nr./ Pos. No.	Koordinaten/ Coordinates X	Y
CR70005	22	27
CR70010	19	23
CR70011	19	49
CR70014	21	23
CR70015	26	25
CR70016	21	46
CR70017	25	50
CR70020	13	18
CR70021	10	25
CR70022	10	27
CR70025	21	10
CR70026	19	18
CR70027	16	18
CR70030	34	16
CR70031	28	18
CR70032	25	18
CR70035	7	28
CR70036	8	40
CR70037	9	44
CR70077	105	108
CR70083	151	39
CR70097	13	68
CR70120	125	36
CR70123	126	33
CR70125	139	23
CR70126	150	22
CR70128	126	23
CR70151	17	78
CR70154	114	94
CR70156	14	76
CR70180	213	18
CR70181	209	15
CR70182	201	18
CR70206	61	65
CR70221	60	42
CR70223	73	63
CR70225	70	42
CR70226	76	64
CR70228	83	27
CR70250	102	38
CR70275	103	55
CR70276	102	59
CR70301	144	52
CR70304	141	57
CR70305	147	58
CR70306	147	67
CR70307	147	55
CR70308	143	57
CR70309	142	62

Pos.-Nr./ Pos. No.	Koordinaten/ Coordinates X	Y
CR70310	144	21
CR70311	142	65
CR70312	145	72
CR70314	122	21
CR70315	120	21
CR70322	149	44
CR70323	144	25
CR70324	143	44
CR70325	146	25
CR70326	145	44
CR70331	139	76
CR70332	139	73
CR70333	139	71
CR70334	139	68
CR70335	25	92
CR70336	25	85
CR70337	25	87
CR70338	25	90
CR70341	130	77
CR70352	133	43
CR70353	131	43
CR70354	128	43
CR70356	125	43
CR70357	123	43
CR70358	120	44
CR70411	160	56
CR70412	160	60
CR70413	152	56
CR70414	152	62
CR70416	160	65
CR70417	149	67
CR70419	152	67
CR70431	175	54
CR70432	178	57
CR70433	164	56
CR70434	164	60
CR70436	176	59
CR70437	164	64
CR70438	175	62
CR70439	164	66
CR70465	17	81
CR70470	135	50
CR70471	126	39
CR70472	118	38
CR70474	135	48
CR70475	156	44
CR70478	155	39
CR80001	34	123
CR80021	10	136

Pos.-Nr./ Pos. No.	Koordinaten/ Coordinates X	Y
CR80022	13	139
CR80023	8	138
CR80024	107	94
CR80026	7	134
CR80041	136	84
CR80042	134	84
CR80063	27	113
CR80064	33	110
CR80066	40	98
CR80067	33	101
CR80068	25	104
CR80072	102	97
CR80073	108	98
CR80074	107	93
CR80087	10	128
CR80088	10	126
CR80097	10	133
CR80098	10	131
CR80101	201	34
CR80103	196	50
CR80105	196	30
CR80106	98	79
CR80107	101	87
CR80111	98	78
CR80112	101	85
CR80116	85	86
CR80126	104	105
CR80138	90	93
CR80146	90	95
CR80147	90	97
CR80148	90	98
CR80166	56	90
CR80167	54	90
CR80168	52	90
CR80176	48	90
CR80177	58	91
CR80178	48	93
CR80186	46	95
CR80187	44	95
CR80188	57	78
CR80196	63	80
CR80197	63	84
CR80198	67	84
CR80201	13	71
CR80206	79	81
CR80208	41	133
CR80209	65	99
CR80210	65	97

Pos.-Nr./ Pos. No.	Koordinaten/ Coordinates X	Y
CR80211	32	137
CR80212	108	140
CR80213	90	91
CR80214	89	91
CR80215	98	90
CR80218	73	77
CR80219	26	137
CR80221	71	77
CR80222	69	77
CR80223	85	77
CR80226	57	80
CR80227	93	111
CR80228	90	115
CR80231	90	117
CR80232	91	111
CR80243	45	136
CR80244	46	117
CR80245	59	100
CR80255	57	100
CR80257	114	137
CR80258	121	134
CR80259	125	129
CR80260	43	105
CR80264	118	127
CR80266	43	128
CR80268	114	133
CR80306	106	79
CR80307	101	83
CR80308	101	78
CR80311	106	81
CR80312	101	81
CR80313	105	83
CR82001	86	120
CR82002	83	122
CR82004	97	138
CR82022	48	118
CR84041	63	120
CR84042	68	123
CT70410	157	53
CT70412	157	59
CT70415	157	65
CT70430	168	53
CT70432	168	59
CT70435	168	65
CT80021	17	138
CT80022	17	132
CT80068	33	106
CT80105	203	39

DIGI 100 Platinenabbildungen und Schaltpläne / Layout of the PCBs and Circuit Diagrams

Signal-Baustein / Signal Module 295042022100 / 2200 / 295042622100

SIGNAL-BAUSTEIN
SIGNAL MODULE
MODULE SIGNAL
MODULO SEGNALE
MODULO DE SENAL

29504-202.2100
-202.2200
-262.2100
-262.2200

*	OPTION A	OPTION B	OPTION C	OPTION D	ST-A3 ST-V3	CIC33010	F32016	CD32017	F32019	F32021	C32033	CIC32040	CC32041	CR32062	CR32063	CC32069	CR32092	CC32092	L32092	CC32093	CC32094	CC32095	CR33025 CR33029
-202.2100	—	—	×	—	—	MSP3401G	8141-107-601	O (CR32017)	G1985M	—	22u/16V	TDA9885	22p	0 Ohm	0 Ohm	—	—	15p	33u	39p	39p	—	—
-262.2100	×	—	—	×	×	MSP3411G	8140-534-451	BA592	K3953M	K4654	47u/16V	TDA9886	47p	—	1,8k	39p	0 Ohm	—	—	—	—	—	470
-262.2200	×	×	×	×	×	MSP3411G	8140-531-351	BA592	?	K4654	22u/16V	TDA9886	47p	—	1,8k	—	—	22p	39u	47p	47p	15p	470
-202.2200	—	—	×	—	×	MSP3401G	8141-107-601	O (CR32017)	G1985M	—	22u/16V	TDA9885	22p	0 Ohm	0 Ohm	—	—	15p	33u	39p	39p	—	—

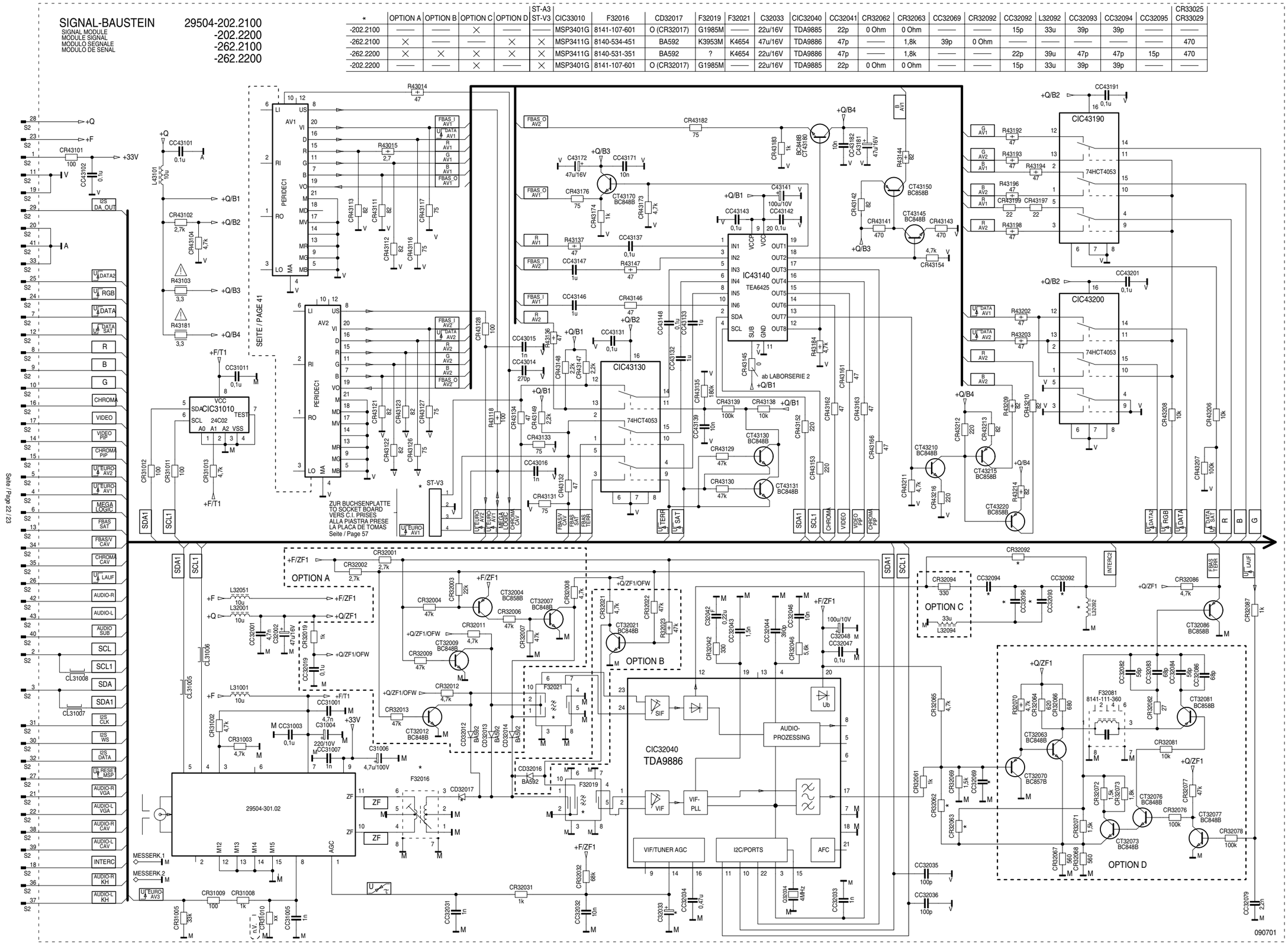

Platinenabbildungen und Schaltpläne / Layout of the PCBs and Circuit Diagrams DIGI 100

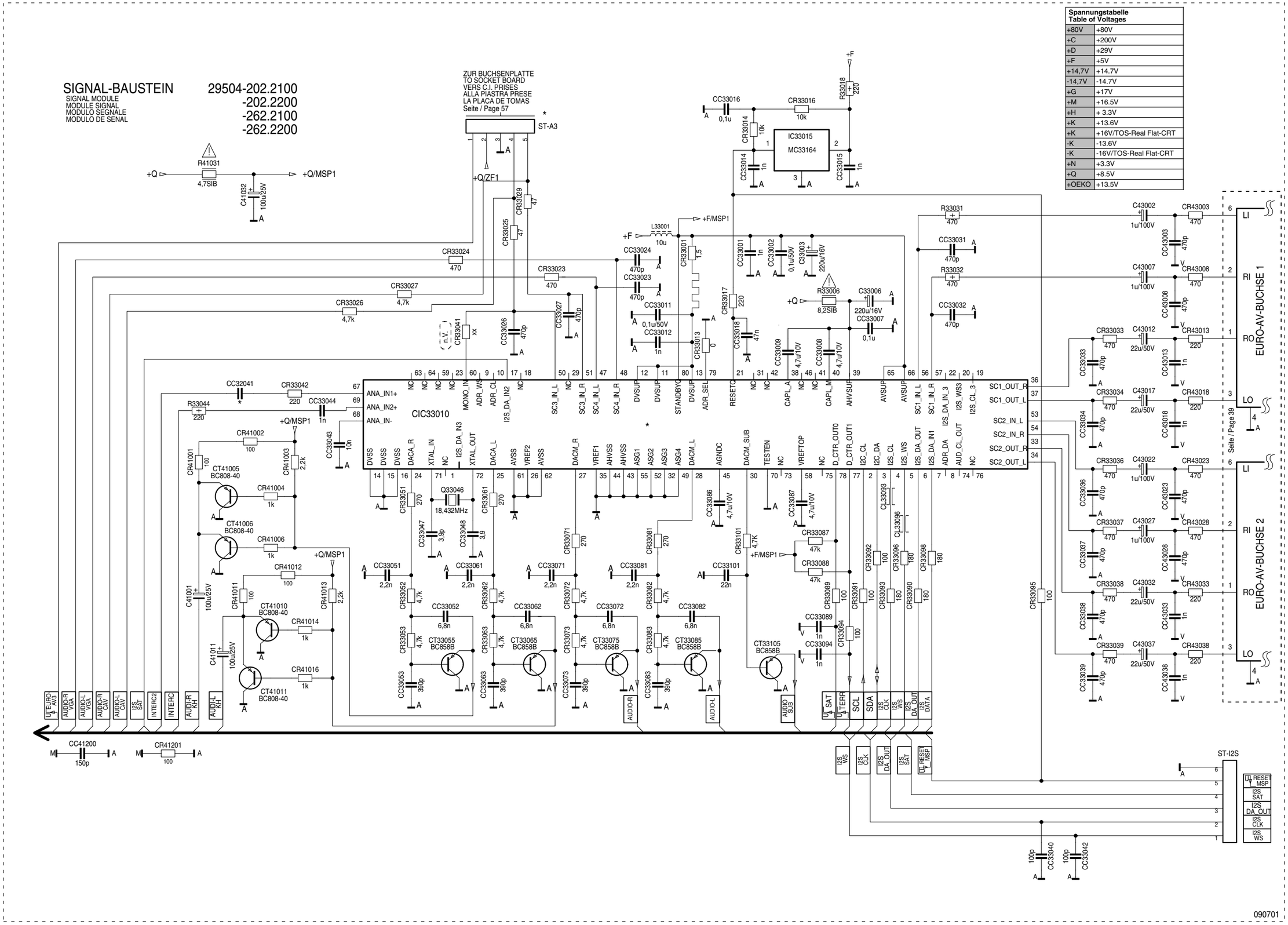

Spannungstabelle Table of Voltages	
+80V	+80V
+C	+200V
+D	+29V
+F	+5V
+14,7V	+14.7V
-14,7V	-14.7V
+G	+17V
+M	+16.5V
+H	+ 3.3V
+K	+13.6V
+K	+16V/TOS-Real Flat-CRT
-K	-13.6V
-K	-16V/TOS-Real Flat-CRT
+N	+3.3V
+Q	+8.5V
+OEKO	+13.5V

Bestückungsseite, Ansicht von oben / Component Side, Top View

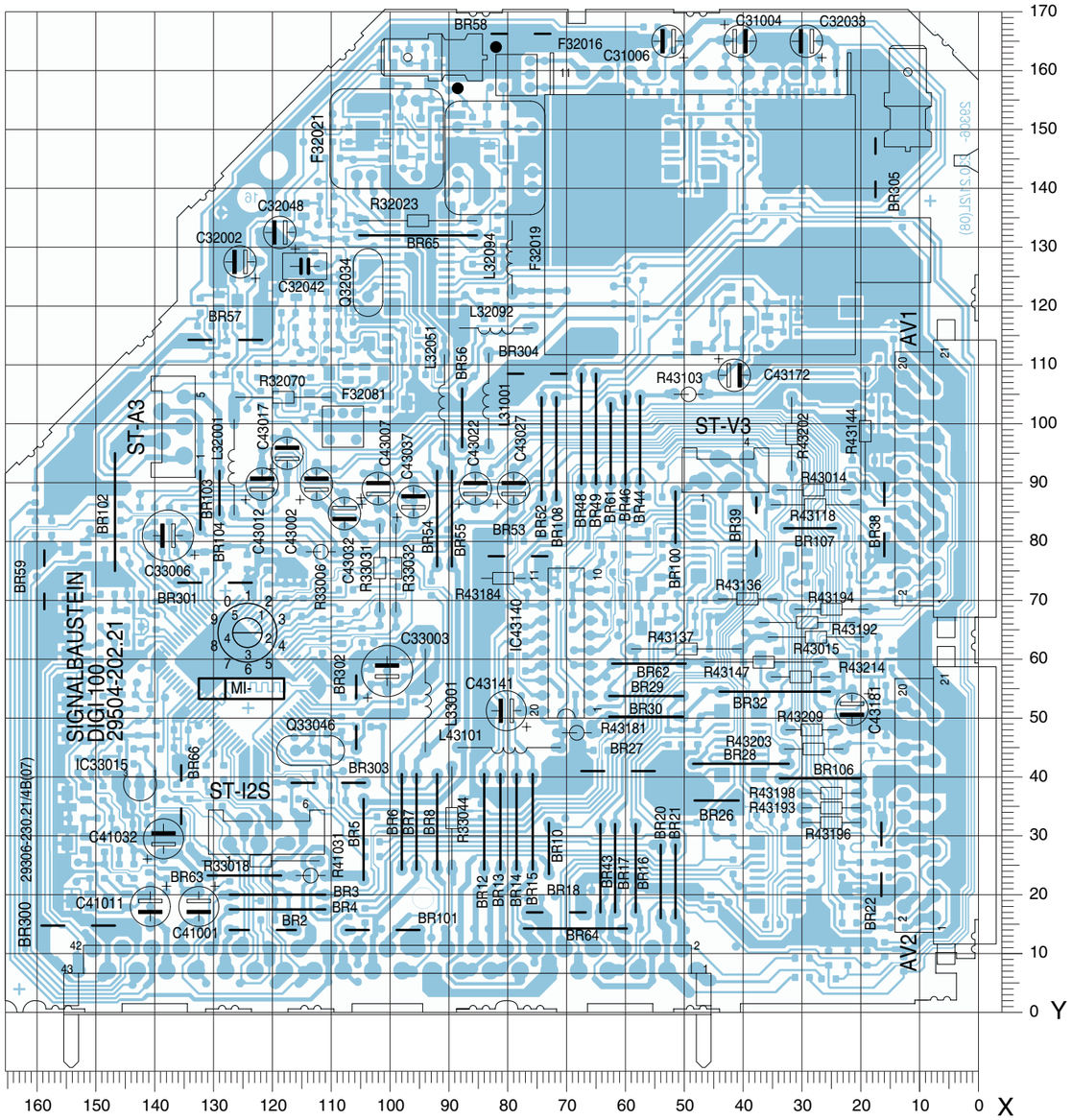

Koordinaten für die Bauteile der Bestückungsseite (Oberseite)
Coordinates of the Components on the Components Side (Top Side)

Pos.-Nr./ Pos. No.	Koordinaten/ Coordinates X	Y
BR02	122	14
BR03	119	20
BR04	119	18
BR05	105	29
BR06	98	32
BR07	96	32
BR08	92	32
BR10	73	28
BR12	84	32
BR13	81	32
BR14	78	32
BR15	76	32
BR16	58	25
BR17	62	25
BR18	72	17
BR20	54	22
BR21	52	22
BR22	16	26
BR26	44	36
BR27	61	41
BR28	40	42
BR29	57	54
BR30	57	50
BR32	35	54

Pos.-Nr./ Pos. No.	Koordinaten/ Coordinates X	Y
BR38	16	84
BR39	38	83
BR43	64	25
BR44	58	97
BR46	60	97
BR48	68	99
BR49	65	99
BR52	74	96
BR53	78	78
BR54	92	84
BR55	90	84
BR56	88	101
BR57	128	114
BR58	78	166
BR59	159	73
BR61	63	97
BR62	56	59
BR63	125	23
BR64	69	14
BR65	95	132
BR66	135	37
BR100	52	84
BR101	101	14

Pos.-Nr./ Pos. No.	Koordinaten/ Coordinates X	Y
BR102	147	85
BR103	132	87
BR104	129	88
BR106	27	40
BR107	29	82
BR108	72	96
BR300	153	15
BR301	130	73
BR302	106	51
BR303	110	39
BR304	75	108
BR305	18	143
C31004	41	165
C31006	53	165
C32002	125	127
C32033	29	165
C32042	115	127
C32048	119	132
C33003	100	58
C33006	137	81
C41001	132	18
C41011	141	18
C41032	139	29

Pos.-Nr./ Pos. No.	Koordinaten/ Coordinates X	Y
C43002	113	90
C43007	102	89
C43012	122	90
C43017	118	95
C43022	86	89
C43027	79	89
C43032	107	85
C43037	96	87
C43141	80	51
C43172	42	109
C43181	21	52
F32016	78	159
F32019	82	145
F32021	101	148
F32081	108	99
IC33015	142	38
IC43140	70	63
L31001	83	104
L32001	126	93
L32051	91	104
L32092	82	116
L32094	79	128

Pos.-Nr./ Pos. No.	Koordinaten/ Coordinates X	Y
L33001	94	53
L43101	80	45
MESSERK.01	12	155
MESSERK.02	93	162
Q32034	104	124
Q33046	114	44
R32023	95	134
R32070	118	105
R33006	112	78
R33018	122	26
R33031	102	76
R33032	99	76
R33044	90	33
R41031	114	23
R43014	28	89
R43015	28	64
R43103	49	105
R43118	28	86
R43136	39	70
R43137	50	62
R43144	19	99
R43147	37	59

Pos.-Nr./ Pos. No.	Koordinaten/ Coordinates X	Y
R43181	68	48
R43184	81	74
R43192	29	66
R43193	25	35
R43194	25	69
R43196	25	32
R43198	25	37
R43202	32	98
R43203	28	45
R43209	28	48
R43214	30	57
S02	100	2
ST-A03	137	99
ST-I02S	121	31
ST-V03	43	92
X01	41	137

Lötseite, Ansicht von unten / Solder Side, Bottom View

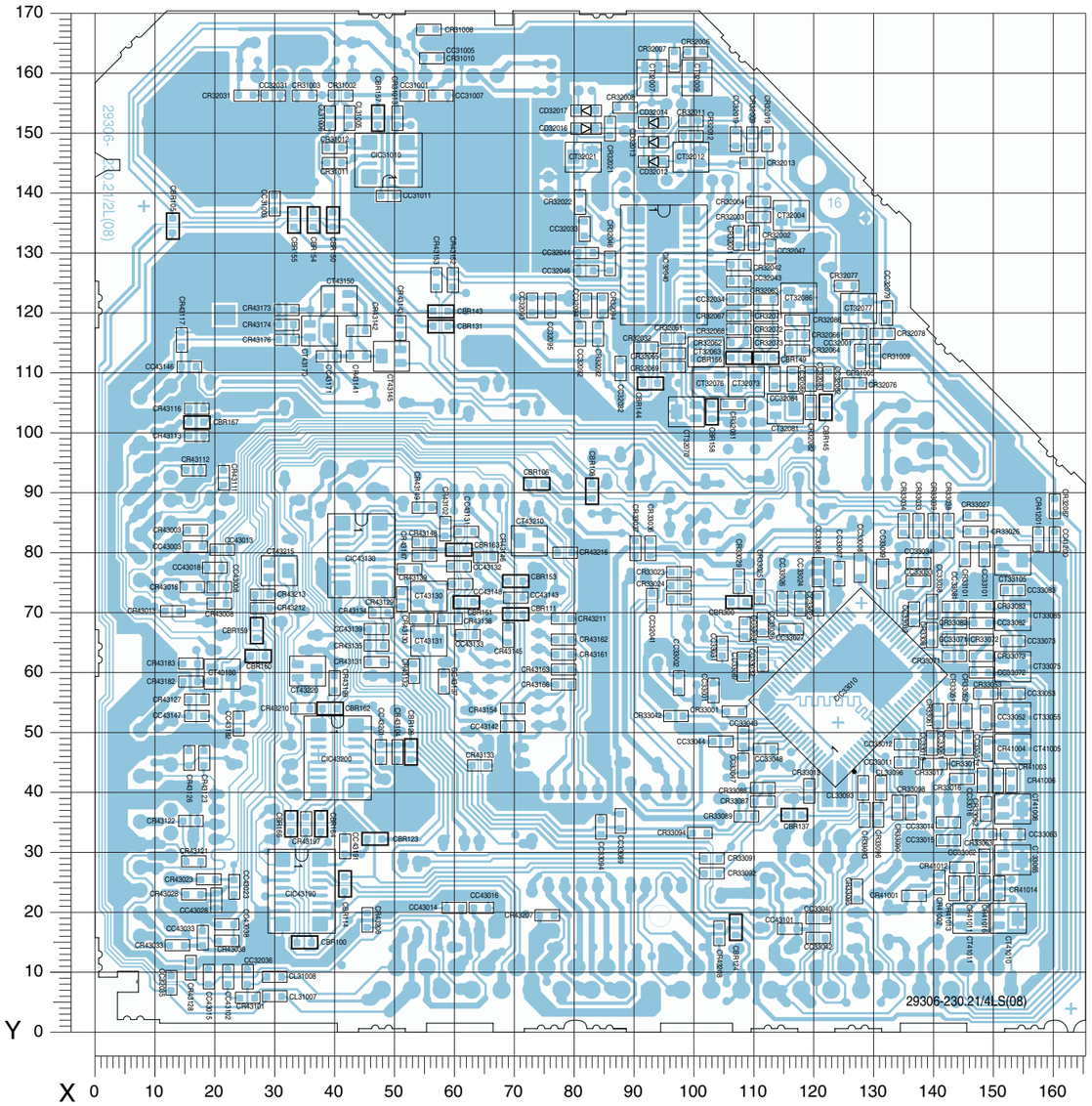

Koordinaten für die Bauteile der Lötseite (Unterseite)
Coordinates of the components on the Solder Side (Bottom Side)

Pos.-Nr./ Pos. No.	Koordinaten/ Coordinates X	Y
CBR100	35	15
CBR105	13	134
CBR106	74	91
CBR108	83	90
CBR111	70	70
CBR114	42	25
CBR123	47	32
CBR124	107	18
CBR126	53	47
CBR131	58	118
CBR137	117	36
CBR143	58	120
CBR144	93	108
CBR145	122	104
CBR149	112	113
CBR150	40	135
CBR153	70	75
CBR154	37	135
CBR155	33	135
CBR156	108	113
CBR157	47	152
CBR158	103	103
CBR159	27	67
CBR160	27	63
CBR161	62	72
CBR162	39	54
CBR163	61	81
CBR164	38	35
CBR166	33	35
CBR167	17	102
CBR300	108	72
CC31001	53	156
CC31003	30	138
CC31005	56	163
CC31007	58	156
CC31011	49	140
CC32001	127	117
CC32019	107	149
CC32031	30	156
CC32032	88	111
CC32033	82	134
CC32034	108	122
CC32035	13	8
CC32036	25	9
CC32041	93	72
CC32043	108	125
CC32044	82	130
CC32046	82	127
CC32047	113	130
CC32079	132	120
CC32082	123	109
CC32083	119	109
CC32084	114	109
CC32086	117	109
CC32092	81	117
CC32093	73	121
CC32094	82	121
CC32095	76	121
CC33001	103	57
CC33002	98	58
CC33007	124	77

Pos.-Nr./ Pos. No.	Koordinaten/ Coordinates X	Y
CC33008	128	78
CC33009	132	77
CC33011	135	45
CC33012	135	48
CC33014	142	35
CC33015	142	32
CC33016	148	42
CC33018	140	48
CC33023	121	72
CC33024	118	72
CC33026	115	72
CC33027	116	67
CC33031	105	64
CC33032	111	62
CC33033	138	75
CC33034	138	78
CC33036	111	68
CC33037	108	67
CC33038	140	71
CC33039	137	70
CC33040	121	19
CC33042	121	16
CC33043	108	49
CC33044	105	48
CC33047	108	44
CC33048	112	47
CC33051	146	48
CC33052	149	53
CC33053	153	57
CC33061	143	48
CC33062	149	28
CC33063	153	33
CC33071	143	65
CC33072	148	60
CC33073	153	65
CC33081	143	71
CC33082	148	68
CC33083	153	74
CC33086	121	77
CC33087	108	61
CC33089	88	35
CC33094	84	34
CC33101	149	80
CC41200	160	82
CC43003	17	81
CC43008	21	74
CC43013	21	81
CC43014	60	21
CC43015	19	9
CC43016	65	21
CC43018	20	78
CC43023	23	24
CC43028	20	22
CC43033	18	16
CC43038	22	18
CC43101	116	17
CC43102	22	9
CC43131	62	84
CC43132	61	78
CC43133	62	66
CC43137	58	58

Pos.-Nr./ Pos. No.	Koordinaten/ Coordinates X	Y
CC43139	47	67
CC43142	70	51
CC43143	70	73
CC43146	16	111
CC43147	17	53
CC43148	61	75
CC43171	39	113
CC43182	24	52
CC43191	42	31
CC43201	48	47
CD32012	93	145
CD32013	93	149
CD32014	93	152
CD32016	82	151
CD32017	82	154
CIC31010	49	145
CIC32040	95	128
CIC33010	126	58
CIC43130	44	80
CIC43190	35	23
CIC43200	41	46
CL31005	43	152
CL31006	39	152
CL31007	30	6
CL31008	30	9
CL33093	128	41
CL33096	131	41
CR31002	41	156
CR31003	35	156
CR31005	128	113
CR31008	56	167
CR31009	130	113
CR31010	56	163
CR31011	40	145
CR31012	40	148
CR31013	51	152
CR32001	108	133
CR32002	110	133
CR32003	111	136
CR32004	111	139
CR32006	100	164
CR32007	97	162
CR32008	89	154
CR32009	110	149
CR32011	99	152
CR32012	99	150
CR32013	110	145
CR32019	112	149
CR32021	86	151
CR32022	81	139
CR32031	25	156
CR32032	92	114
CR32042	108	128
CR32046	86	128
CR32061	97	116
CR32062	108	115
CR32063	112	122
CR32064	117	114
CR32065	97	113

Pos.-Nr./ Pos. No.	Koordinaten/ Coordinates X	Y
CR32066	117	116
CR32067	108	119
CR32068	108	117
CR32069	97	111
CR32071	112	119
CR32072	112	117
CR32073	112	115
CR32076	127	108
CR32077	125	125
CR32078	132	117
CR32081	107	105
CR32082	119	104
CR32086	117	119
CR32087	160	88
CR32092	84	117
CR32094	85	121
CR33001	107	53
CR33013	119	40
CR33014	145	45
CR33016	145	42
CR33017	140	45
CR33023	98	77
CR33024	98	74
CR33025	111	73
CR33026	147	84
CR33027	147	86
CR33029	108	75
CR33033	138	84
CR33034	135	84
CR33036	93	81
CR33037	90	81
CR33038	142	84
CR33039	140	84
CR33041	98	72
CR33042	97	53
CR33051	143	53
CR33052	145	53
CR33053	149	57
CR33061	141	53
CR33062	149	37
CR33063	149	33
CR33071	143	63
CR33072	148	65
CR33073	148	63
CR33081	140	66
CR33082	143	68
CR33083	148	71
CR33087	111	38
CR33088	111	41
CR33089	109	36
CR33090	134	38
CR33091	103	29
CR33092	103	27
CR33093	128	36
CR33094	101	33
CR33095	127	23
CR33096	131	36
CR33098	136	38
CR33101	145	80
CR41001	137	23
CR41002	141	25

Pos.-Nr./ Pos. No.	Koordinaten/ Coordinates X	Y
CR41003	151	42
CR41004	149	47
CR41006	153	42
CR41011	146	24
CR41012	145	28
CR41013	143	24
CR41014	151	24
CR41016	149	24
CR41201	158	82
CR43003	17	84
CR43008	21	72
CR43013	13	70
CR43018	16	74
CR43023	19	25
CR43028	16	23
CR43033	14	15
CR43038	22	15
CR43101	25	6
CR43102	58	84
CR43104	51	47
CR43111	22	93
CR43112	16	94
CR43113	17	99
CR43116	17	104
CR43117	15	116
CR43121	16	28
CR43122	16	35
CR43123	18	46
CR43126	16	46
CR43127	17	56
CR43128	16	11
CR43129	51	72
CR43130	54	69
CR43131	47	62
CR43132	53	60
CR43133	64	44
CR43134	48	70
CR43135	47	65
CR43138	59	69
CR43139	53	77
CR43141	44	113
CR43142	44	117
CR43143	51	117
CR43145	69	66
CR43146	65	79
CR43147	55	80
CR43148	55	82
CR43149	55	88
CR43152	60	125
CR43153	57	125
CR43154	70	54
CR43161	78	63
CR43162	78	65
CR43163	78	61
CR43166	78	58
CR43173	32	120
CR43174	32	118
CR43176	32	116
CR43182	16	58
CR43183	16	62
CR43197	35	35

Pos.-Nr./ Pos. No.	Koordinaten/ Coordinates X	Y
CR43199	40	58
CR43206	46	19
CR43207	76	20
CR43208	104	16
CR43210	35	54
CR43211	78	69
CR43212	28	71
CR43213	28	73
CR43216	78	80
CT32004	116	136
CT32007	93	159
CT32009	100	159
CT32012	99	146
CT32021	81	146
CT32063	102	114
CT32070	99	103
CT32073	109	108
CT32076	103	108
CT32077	127	121
CT32081	115	104
CT32086	117	123
CT33055	153	53
CT33065	153	29
CT33075	153	61
CT33085	153	69
CT33105	153	79
CT41005	153	47
CT41006	153	37
CT41010	152	19
CT41011	146	19
CT43130	56	73
CT43131	56	65
CT43145	49	113
CT43150	41	122
CT43170	38	117
CT43180	21	60
CT43210	73	82
CT43215	31	77
CT43220	35	60

DIGI 100 Platinenabbildungen und Schaltpläne / Layout of the PCBs and Circuit Diagrams

Bildrohrplatte / CRT Panel 293051224300 / 4500 / 4600

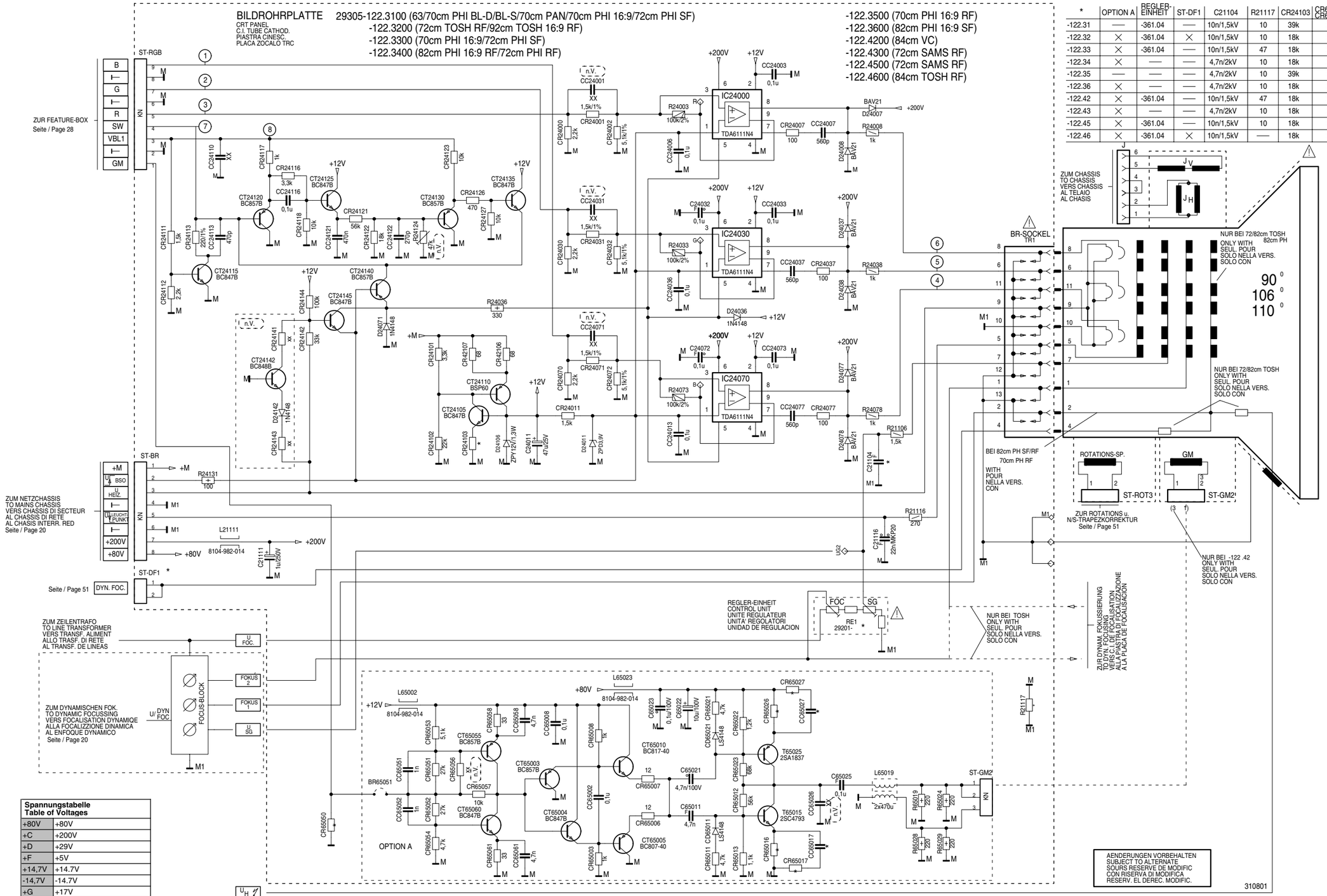

*	OPTION A	REGLER-EINHEIT	ST-DF1	C21104	R21117	CR24103	CR65016 CR65026	CC65016 CC65026	CR65017 CR65027	R65050
-122.31	—	-361.04	—	10n/1,5kV	10	39k	22	470p	33	0
-122.32	×	-361.04	×	10n/1,5kV	10	18k	22	470p	33	—
-122.33	×	-361.04	—	10n/1,5kV	47	18k	22	470p	33	—
-122.34	×	—	—	4,7n/2kV	10	18k	22	470p	33	—
-122.35	—	—	—	4,7n/2kV	10	39k	22	470p	33	0
-122.36	×	—	—	4,7n/2kV	10	18k	22	470p	33	—
-122.42	×	-361.04	—	10n/1,5kV	47	18k	22	470p	33	—
-122.43	×	—	—	4,7n/2kV	10	18k	20	3,3n	12	—
-122.45	×	-361.04	—	10n/1,5kV	10	18k	20	3,3n	12	—
-122.46	×	-361.04	×	10n/1,5kV	—	18k	22	470p	33	—

Spannungstabelle Table of Voltages	
+80V	+80V
+C	+200V
+D	+29V
+F	+5V
+14,7V	+14.7V
-14,7V	-14.7V
+G	+17V
+M	+16.5V
+H	+ 3.3V
+K	+13.6V
+K	+16V/TOS-Real Flat-CRT
-K	-13.6V
-K	-16V/TOS-Real Flat-CRT
+N	+3.3V
+Q	+8.5V
+OEKO	+13.5V

Bestückungsseite, Ansicht von oben / Component Side, Top View



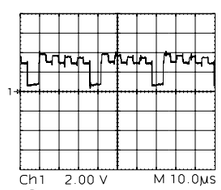

1

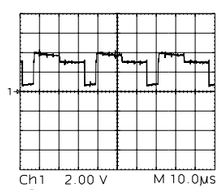

2

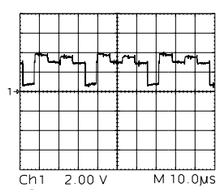

3

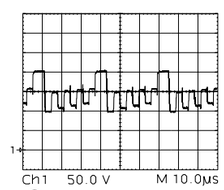

4

Pos.-Nr./ Pos. No.	Koordinaten/ Coordinates X	Y
BR100	120	83
BR101	31	100
BR103	47	103
BR104	80	80
BR105	115	14
BR106	59	92
BR107	71	14
BR108	88	76
C21104	43	33
C21111	73	79
C21116	33	56
C24011	113	50

Pos.-Nr./ Pos. No.	Koordinaten/ Coordinates X	Y
C24032	50	80
C24072	101	81
C65011	11	75
C65021	22	73
C65022	24	48
C65023	23	58
C65025	15	57
D24007	33	75
D24008	36	80
D24011	98	90
D24036	56	83

Pos.-Nr./ Pos. No.	Koordinaten/ Coordinates X	Y
D24037	64	72
D24038	83	78
D24071	82	109
D24077	104	71
D24078	108	79
D24106	111	45
D24142	80	68
IC24000	41	84
IC24030	92	84
IC24070	117	84

Pos.-Nr./ Pos. No.	Koordinaten/ Coordinates X	Y
L21111	124	42
L65002	31	97
L65019	13	45
L65020	13	45
L65023	23	37
M01	107	20
R21106	44	48
R21116	37	40
R21117	37	58
R24003	44	79
R24008	53	63

Pos.-Nr./ Pos. No.	Koordinaten/ Coordinates X	Y
R24033	96	79
R24036	85	87
R24038	61	68
R24073	111	80
R24078	104	60
R24124	77	95
R24131	105	85
R65019	7	44
R65024	4	44
R65028	20	35
R65029	18	35

Pos.-Nr./ Pos. No.	Koordinaten/ Coordinates X	Y
RE01	29	13
STBR	120	19
STDF01	66	16
STGM02	9	35
STRGB	64	111
T65015	10	62
T65025	22	65
TR01	77	33
UG02	38	25

Lötseite, Ansicht von unten / Solder Side, Bottom View

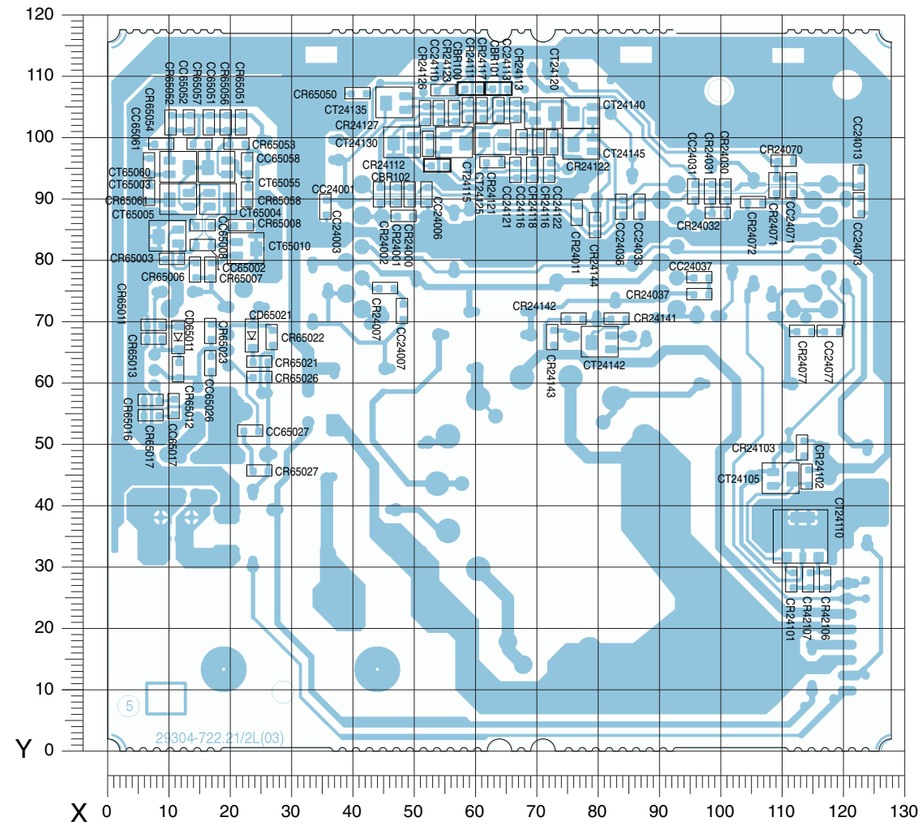

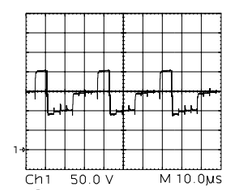

5

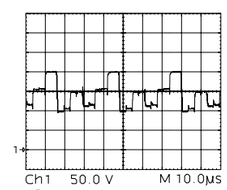

6

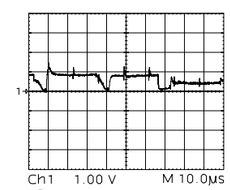

7

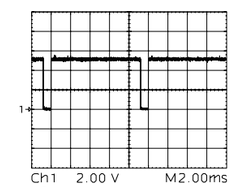

8

Pos.-Nr./ Pos. No.	Koordinaten/ Coordinates X	Y
CBR100	59	108
CBR101	64	108
CBR102	54	96
CC24001	44	91
CC24003	35	89
CC24006	52	91
CC24007	48	72
CC24013	123	94
CC24031	96	91
CC24033	87	89
CC24036	84	89
CC24037	97	77
CC24071	111	92
CC24073	123	89
CC24077	118	69
CC24110	55	108
CC24113	64	105
CC24116	68	99

Pos.-Nr./ Pos. No.	Koordinaten/ Coordinates X	Y
CC24121	67	95
CC24122	72	95
CC65002	15	83
CC65008	15	86
CC65017	11	56
CC65026	17	63
CC65027	23	52
CC65051	16	102
CC65052	13	102
CC65058	23	96
CC65061	7	96
CD65011	11	68
CD65021	23	68
CR24000	49	91
CR24001	47	91
CR24002	48	87
CR24007	45	76
CR24011	77	88

Pos.-Nr./ Pos. No.	Koordinaten/ Coordinates X	Y
CR24030	101	91
CR24031	98	91
CR24032	99	88
CR24037	97	74
CR24070	110	96
CR24071	109	92
CR24072	105	90
CR24077	113	69
CR24101	111	28
CR24102	114	45
CR24103	113	49
CR24111	59	105
CR24112	52	99
CR24113	67	105
CR24116	70	99
CR24117	61	105
CR24118	69	95
CR24121	63	96
CR24122	73	99

Pos.-Nr./ Pos. No.	Koordinaten/ Coordinates X	Y
CR24123	57	104
CR24126	54	104
CR24127	52	104
CR24141	83	71
CR24142	76	71
CR24143	73	68
CR24144	80	86
CR42106	117	28
CR42107	114	28
CR65003	10	80
CR65006	14	78
CR65007	17	78
CR65008	22	86
CR65011	8	69
CR65012	11	62
CR65013	8	67
CR65016	7	57
CR65017	7	55

Pos.-Nr./ Pos. No.	Koordinaten/ Coordinates X	Y
CR65021	25	63
CR65022	27	68
CR65023	17	69
CR65026	25	61
CR65027	25	46
CR65050	41	107
CR65051	22	102
CR65052	10	102
CR65053	21	99
CR65054	9	99
CR65056	19	102
CR65057	15	99
CR65058	23	91
CR65061	7	91
CT24105	110	44
CT24110	113	35
CT24115	57	99
CT24120	71	104

Pos.-Nr./ Pos. No.	Koordinaten/ Coordinates X	Y
CT24125	63	100
CT24130	48	99
CT24135	47	106
CT24140	77	104
CT24142	80	67
CT24145	77	99
CT65003	11	90
CT65004	18	90
CT65005	10	84
CT65010	23	82
CT65055	18	95
CT65060	11	95

Fokussierungsplatte / Focussing Board 293050254300 / 4900

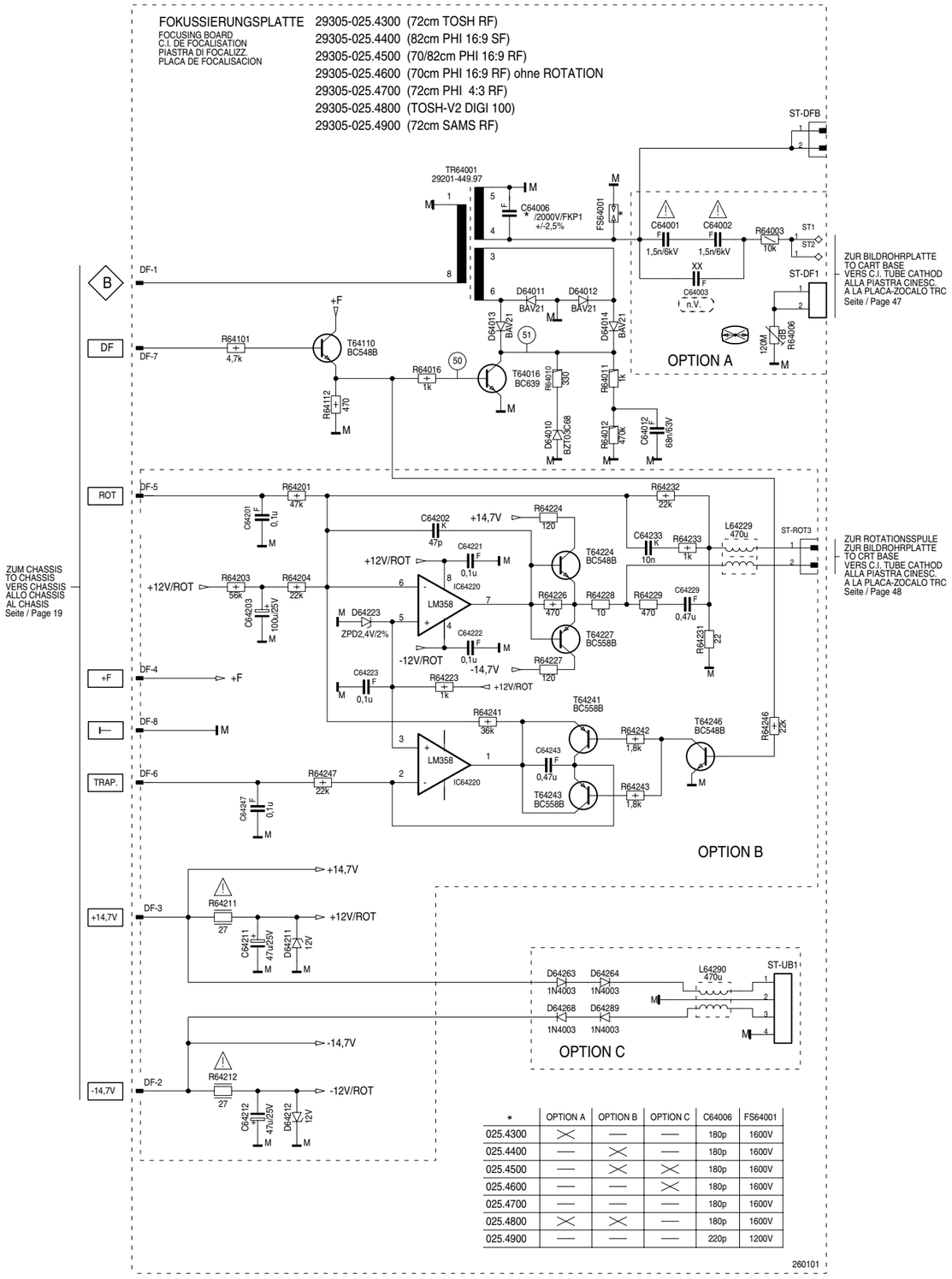

*	OPTION A	OPTION B	OPTION C	C64006	FS64001
025.4300	X	—	—	180p	1600V
025.4400	—	X	—	180p	1600V
025.4500	—	X	X	180p	1600V
025.4600	—	—	X	180p	1600V
025.4700	—	—	—	180p	1600V
025.4800	X	X	—	180p	1600V
025.4900	—	—	—	220p	1200V

Bestückungsseite, Ansicht von oben / Component Side, Top View

Spannungstabelle Table of Voltages	
+80V	+80V
+C	+200V
+D	+29V
+F	+5V
+14,7V	+14.7V
-14,7V	-14.7V
+G	+17V
+M	+16.5V
+H	+ 3.3V
+K	+13.6V
+K	+16V/TOS-Real Flat-CRT
-K	-13.6V
-K	-16V/TOS-Real Flat-CRT
+N	+3.3V
+Q	+8.5V
+OEKO	+13.5V

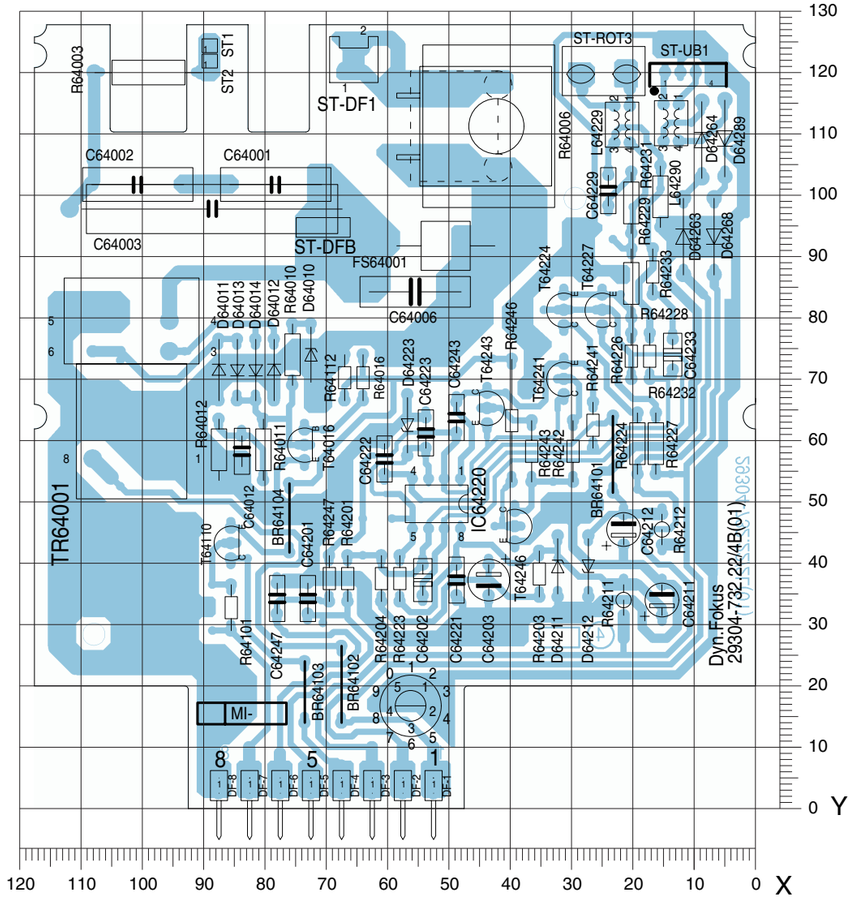

Pos.-Nr./ Pos. No.	Koordinaten/ Coordinates X	Y
BR64101	23	58
BR64102	68	20
BR64103	73	19
BR64104	76	47
C64001	78	102
C64002	101	102
C64003	89	98
C64006	56	84
C64012	84	58
C64201	73	34
C64202	54	37
C64203	43	37
C64211	16	34
C64212	22	46
C64221	49	37
C64222	61	57
C64223	54	61

Pos.-Nr./ Pos. No.	Koordinaten/ Coordinates X	Y
C64229	24	101
C64233	14	74
C64243	49	64
C64247	78	34
D64010	73	74
D64011	88	72
D64012	78	72
D64013	84	72
D64014	81	72
D64211	32	40
D64212	27	40
D64223	57	63
D64263	12	93
D64264	9	109
D64268	7	93
D64289	5	109

Pos.-Nr./ Pos. No.	Koordinaten/ Coordinates X	Y
DF-01	53	1
DF-02	58	1
DF-03	63	1
DF-04	68	1
DF-05	73	1
DF-06	78	1
DF-07	83	1
DF-08	88	1
FS64001	51	92
IC64220	52	50
L64229	22	111
L64290	14	112
R64003	99	120
R64006	46	111
R64010	76	74

Pos.-Nr./ Pos. No.	Koordinaten/ Coordinaten X	Y
R64011	80	58
R64012	88	58
R64016	64	70
R64101	86	33
R64112	67	70
R64201	67	38
R64203	35	38
R64204	61	38
R64211	22	34
R64212	15	46
R64223	58	38
R64224	19	59
R64226	20	74
R64227	16	59
R64228	20	86
R64229	20	99
R64231	15	100

Pos.-Nr./ Pos. No.	Koordinaten/ Coordinaten X	Y
R64232	17	74
R64233	17	88
R64241	27	63
R64242	30	58
R64243	37	58
R64246	40	63
R64247	69	38
ST-DF01	65	122
ST-DFB	71	95
ST-ROT03	25	120
ST-UB01	11	120
ST01	89	124
ST02	89	122
T64016	74	59
T64110	86	43
T64224	32	81

Pos.-Nr./ Pos. No.	Koordinaten/ Coordinaten X	Y
T64227	26	81
T64241	32	70
T64243	43	65
T64246	39	46
TR64001	102	69

Bedieneinheit mit Keyboard / Control Unit with Keyboard 295010855100

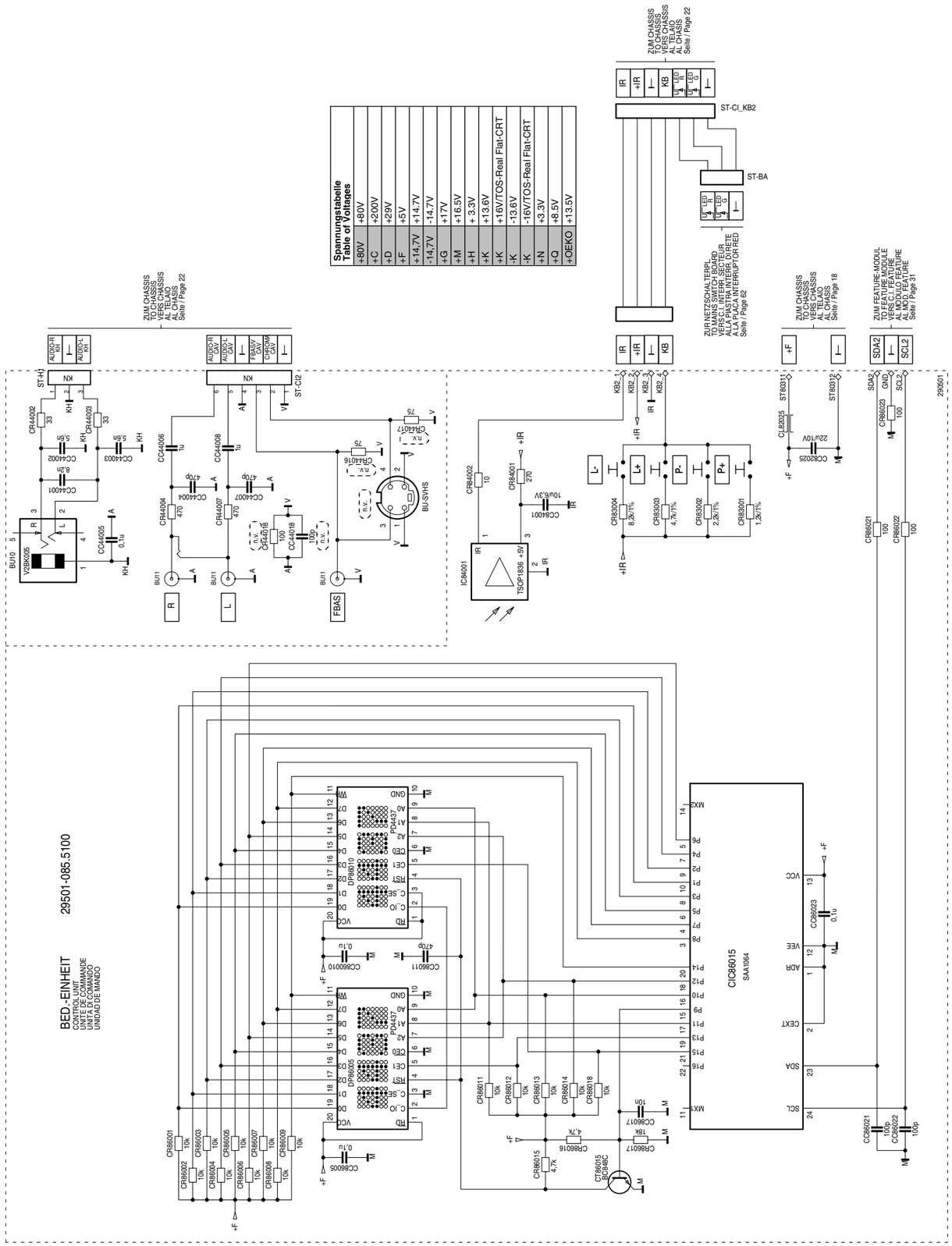

Bestückungsseite, Ansicht von oben
Component Side, Top View

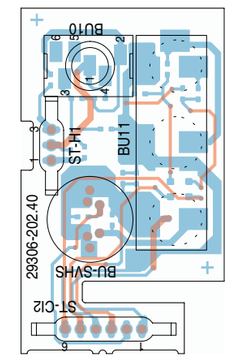

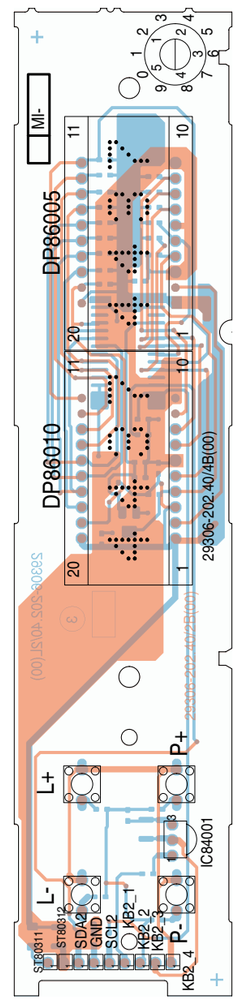

Lötseite, Ansicht von unten
Solder Side, Bottom View

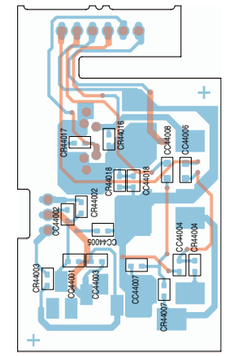

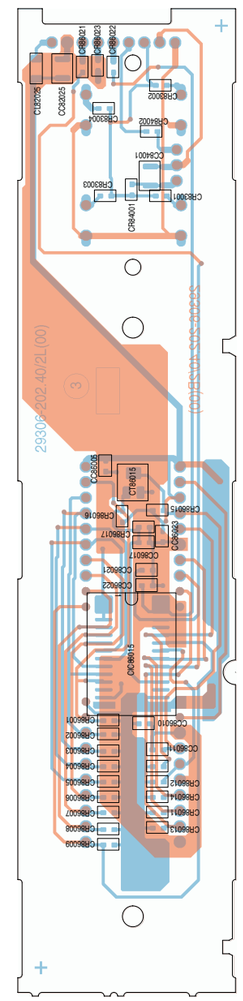

Bedieneinheit mit Keyboard / Control Unit with Keyboard 295010854300

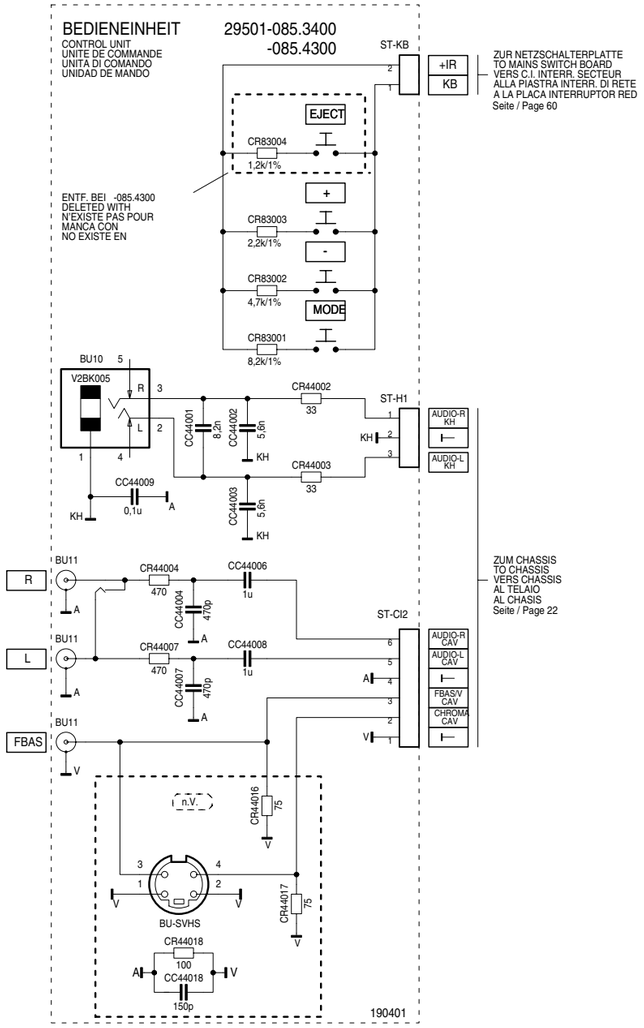

Spannungstabelle Table of Voltages	
+80V	+80V
+C	+200V
+D	+29V
+F	+5V
+14,7V	+14.7V
-14,7V	-14.7V
+G	+17V
+M	+16.5V
+H	+ 3.3V
+K	+13.6V
+K	+16V/TOS-Real Flat-CRT
-K	-13.6V
-K	-16V/TOS-Real Flat-CRT
+N	+3.3V
+Q	+8.5V
+OEKO	+13.5V

Bestückungsseite, Ansicht von oben
Component Side, Top View

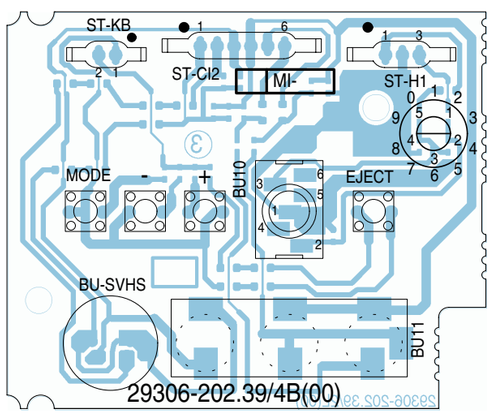

Lötseite, Ansicht von unten
Solder Side, Bottom View

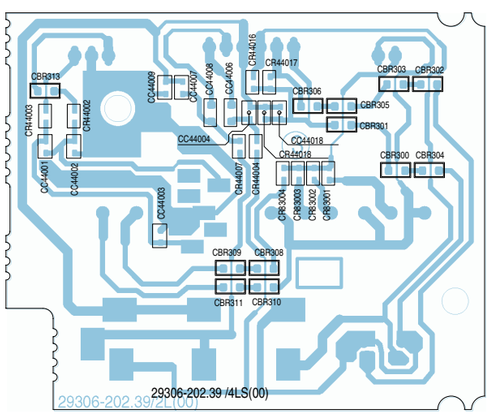

Buchsenplatte / Socket Board 293050084800

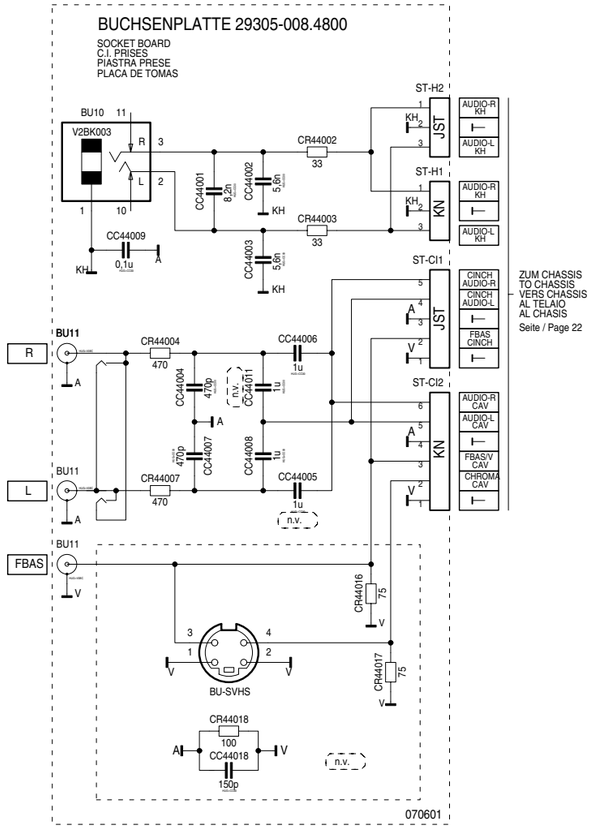

Bestückungsseite, Ansicht von oben
Component Side, Top View

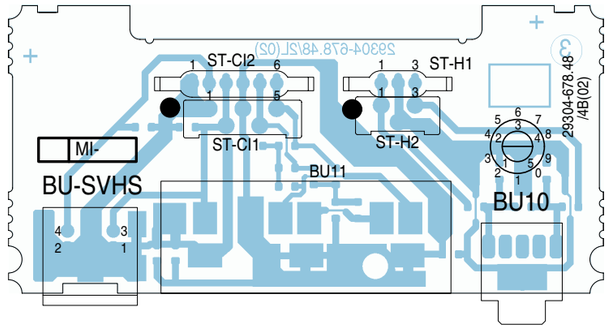

Lötseite, Ansicht von unten / Solder Side, Bottom View

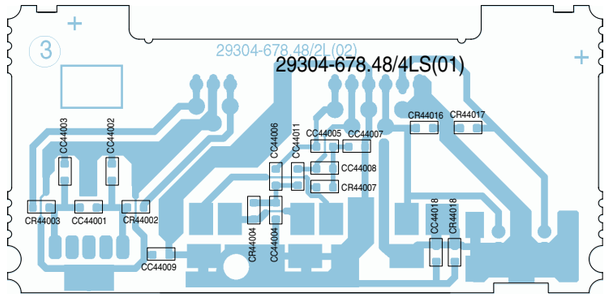

LED-Platte / LED Board 293050176400

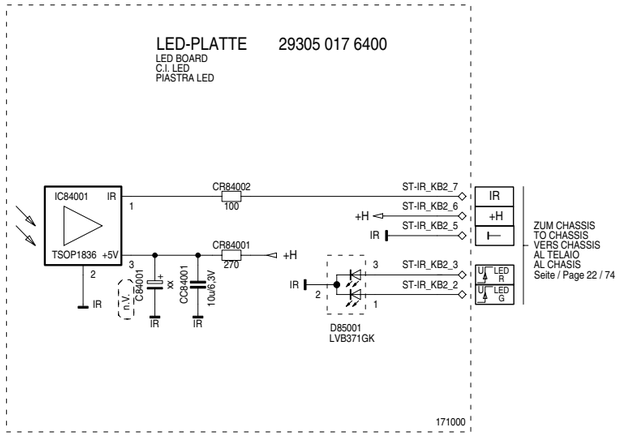

Bestückungsseite, Ansicht von oben
Component Side, Top View

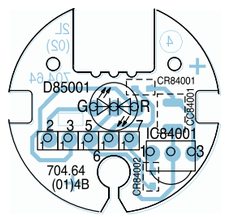

EURO-AV-Buchsenplatte / EURO-AV Socket Board 293051603800

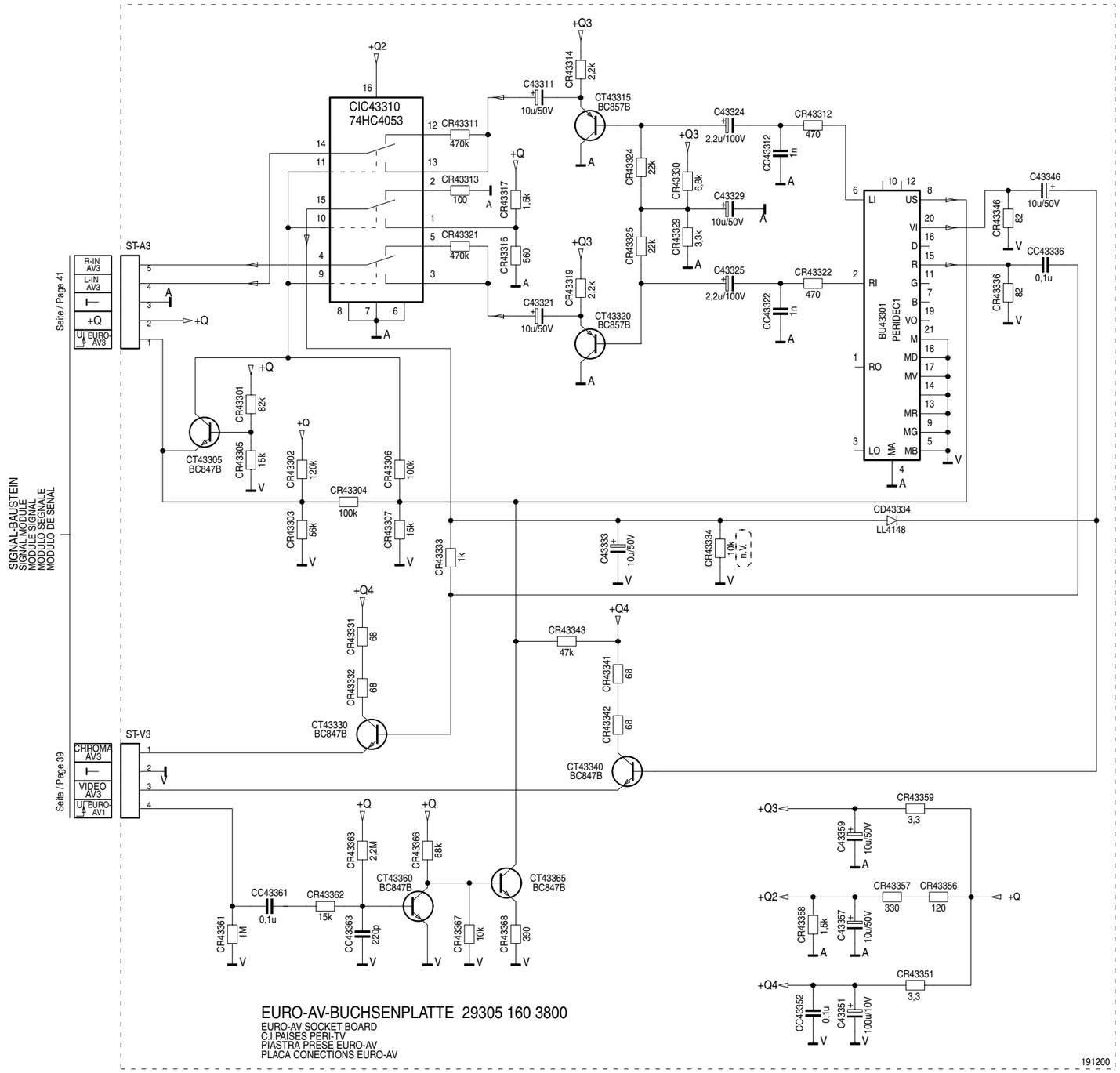

Bestückungsseite, Ansicht von oben
Component Side, Top View

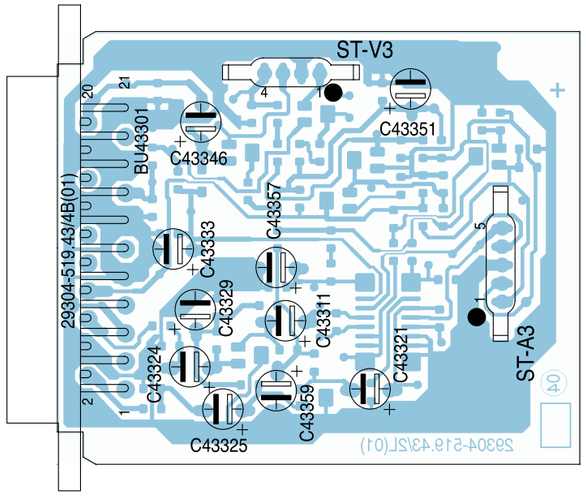

Lötseite, Ansicht von unten
Solder Side, Bottom View

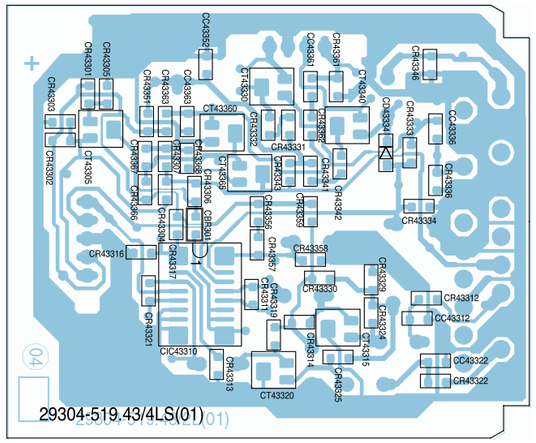

Spannungstabelle Table of Voltages	
+80V	+80V
+C	+200V
+D	+29V
+F	+5V
+14,7V	+14.7V
-14,7V	-14.7V
+G	+17V
+M	+16.5V
+H	+ 3.3V
+K	+13.6V
+K	+16V/TOS-Real Flat-CRT
-K	-13.6V
-K	-16V/TOS-Real Flat-CRT
+N	+3.3V
+Q	+8.5V
+OEKO	+13.5V

Netzschalterplatte / Main Switch Board 295010872100

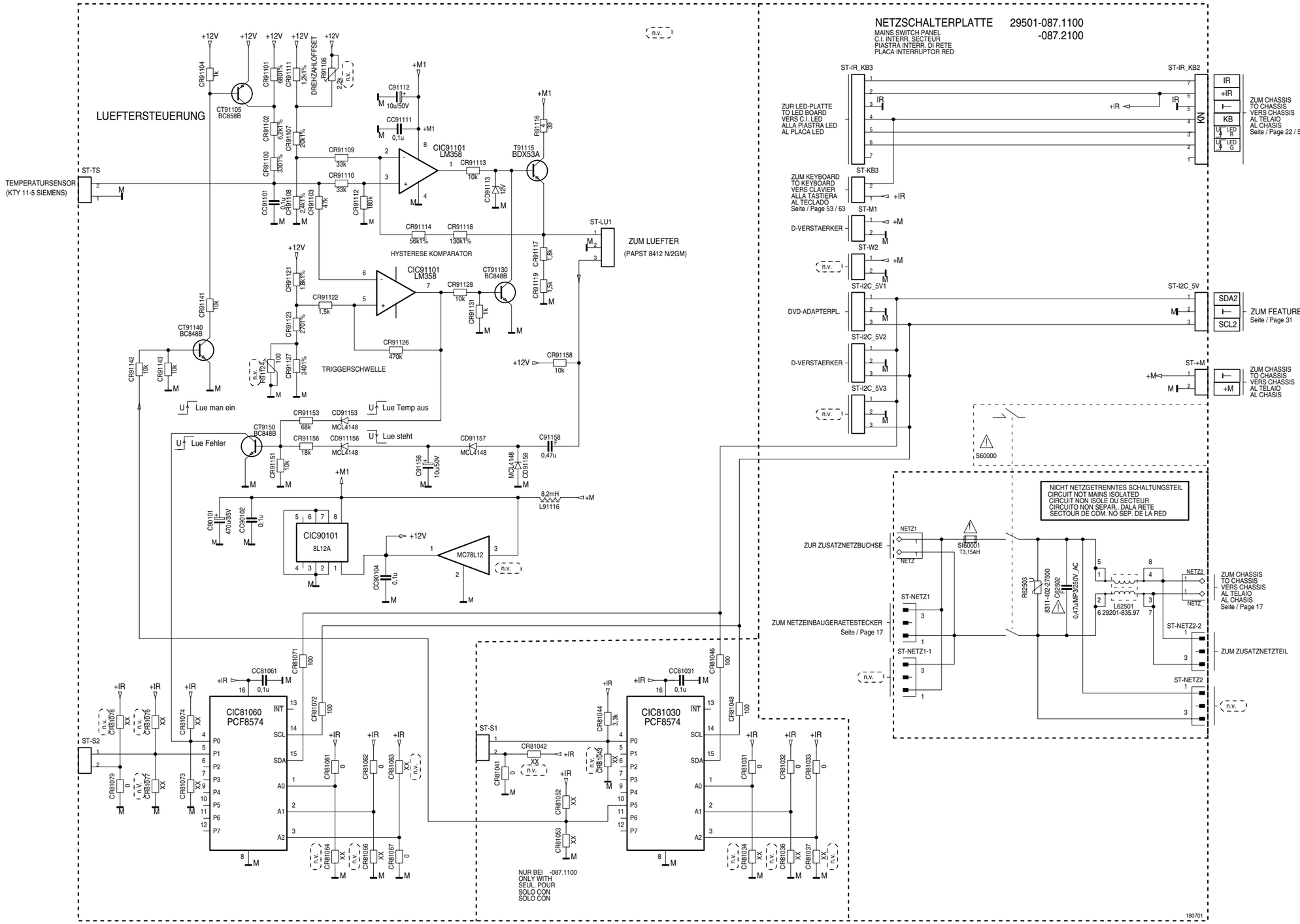

Bestückungsseite, Ansicht von oben
Component Side, Top View

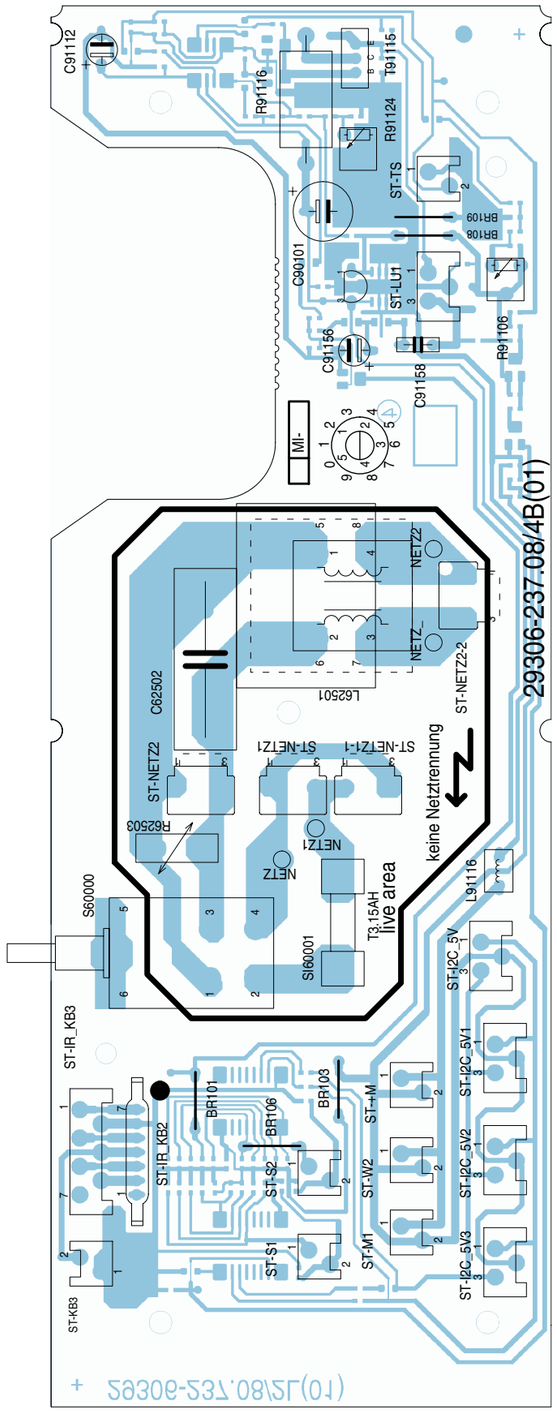

Lötseite, Ansicht von unten
Solder Side, Bottom View

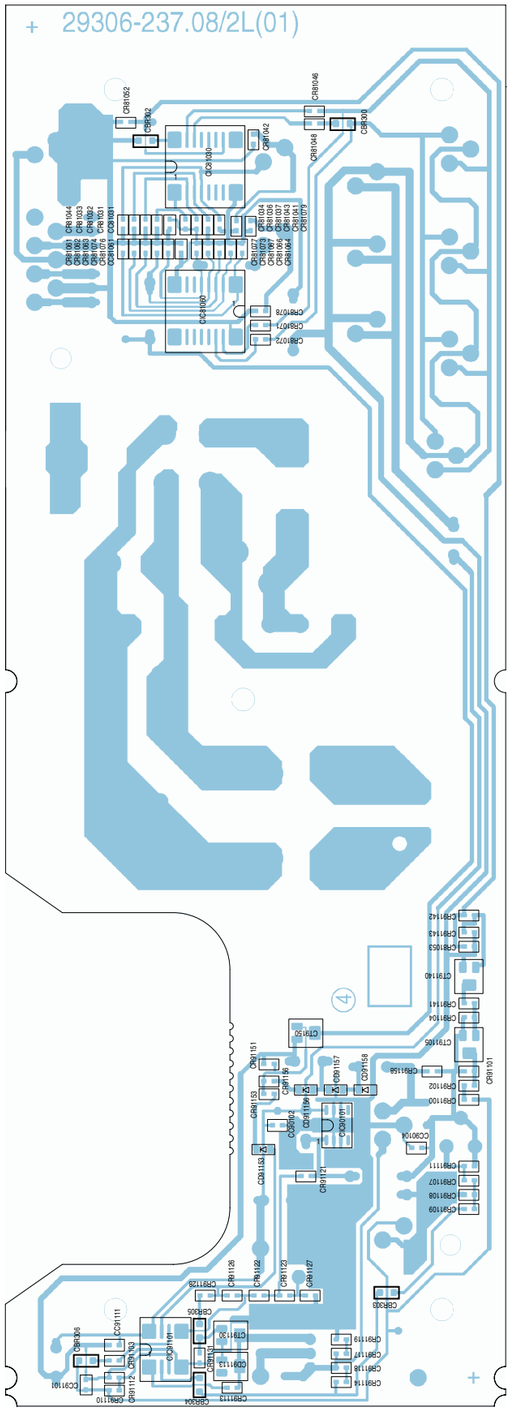

Netzschalterplatte / Mains Switch Board 295010870300 / 2000

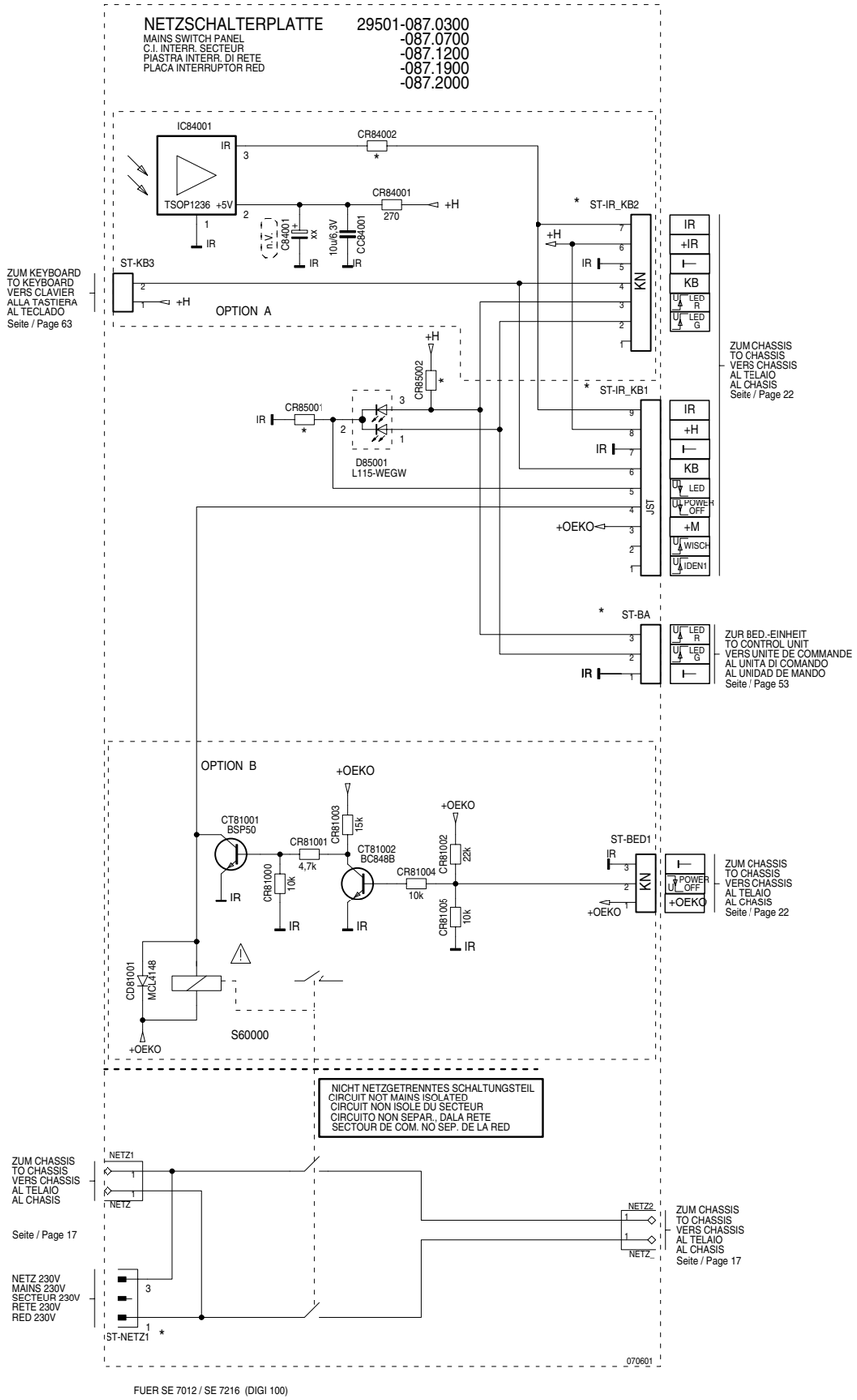

FUER SE 7012 / SE 7216 (DIGI 100)

*	OPTION A	OPTION B	ST-BA	ST-IR_KB1	ST-IR_KB2	CR84002	CR85001	CR85002	ST-NETZ1
-087.0300 DIGI 100	X	—	—	—	X	10	0	—	—
-087.0700 DIGI 100	—	X	X	—	X	—	0	—	—
-087.1200 DIGI 100	—	X	X	—	X	—	0	—	—
-087.1900 CUC 2130	X	—	—	X	—	100	—	0	X
-087.2000 DIGI 100	—	X	X	—	X	—	0	—	—

Bestückungsseite, Ansicht von oben
Component Side, Top View

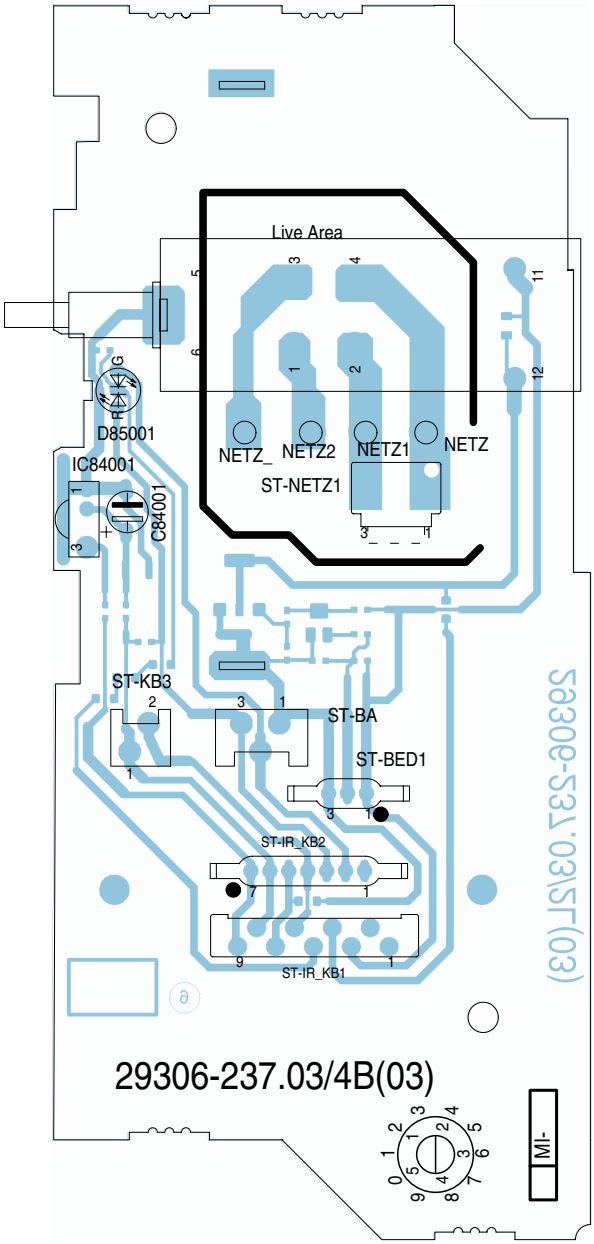

Lötseite, Ansicht von unten
Solder Side, Bottom View

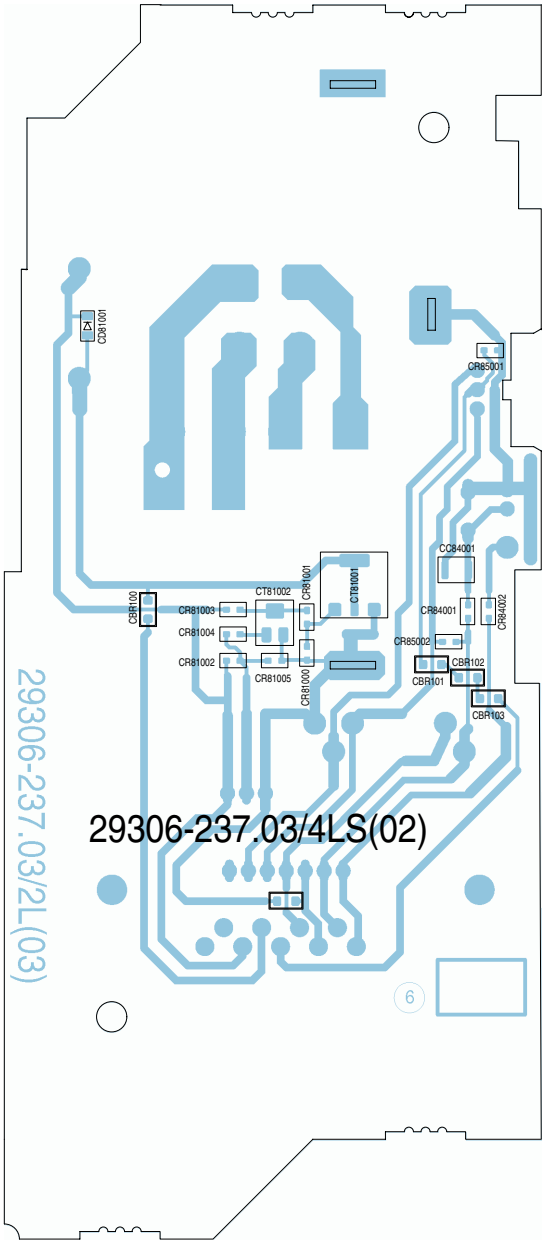

Keyboard 295010840700

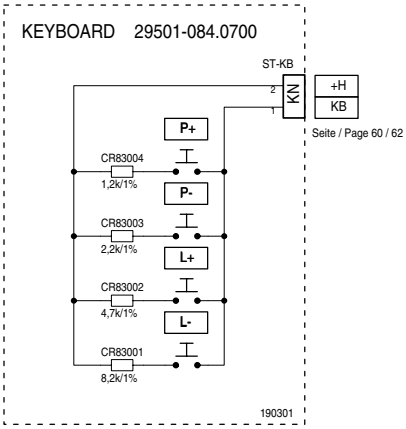

NF-Verstärker mit Woofer / AF Amplifier with Woofer 295042041500

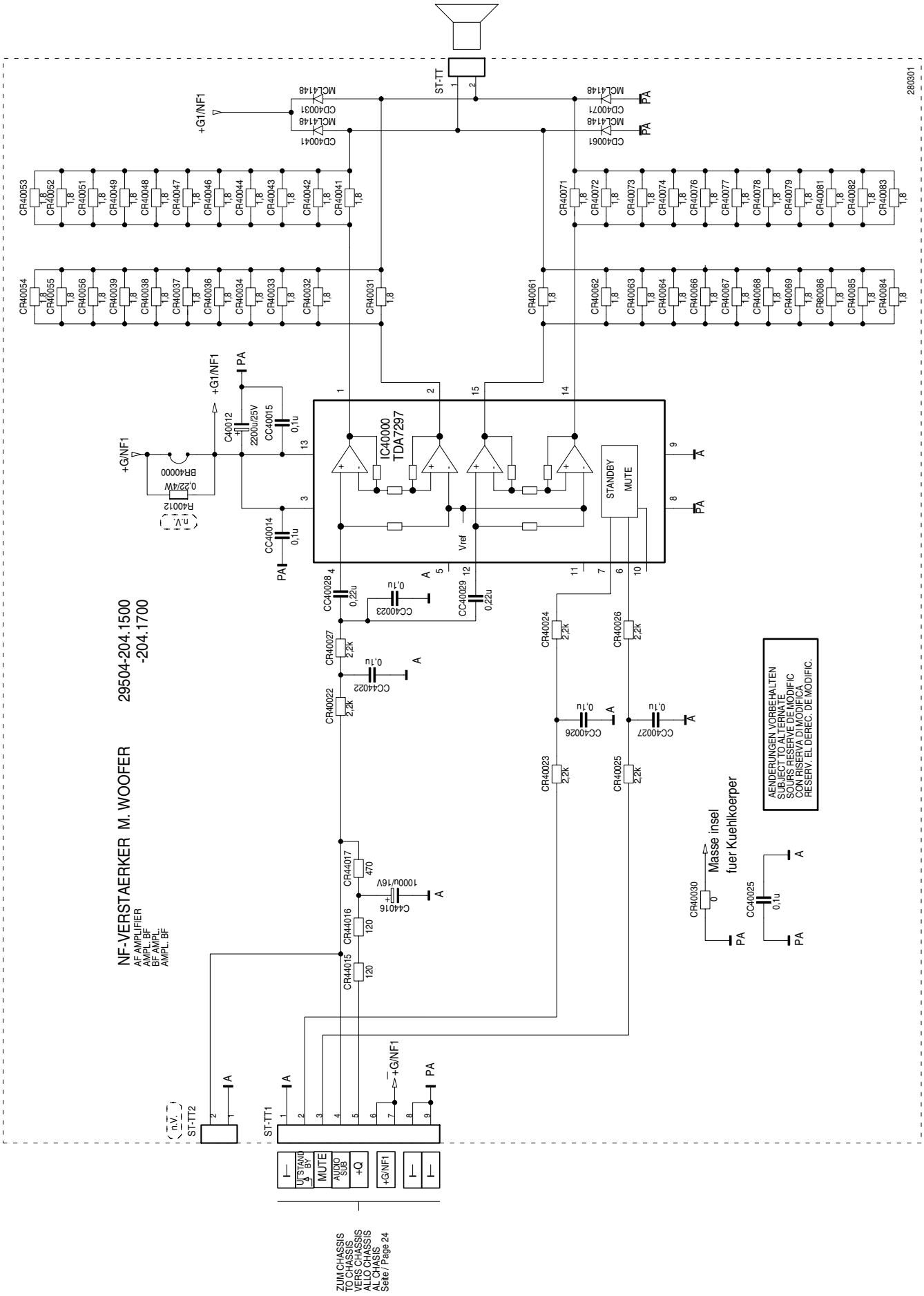

Bestückungsseite, Ansicht von oben
Component Side, Top View

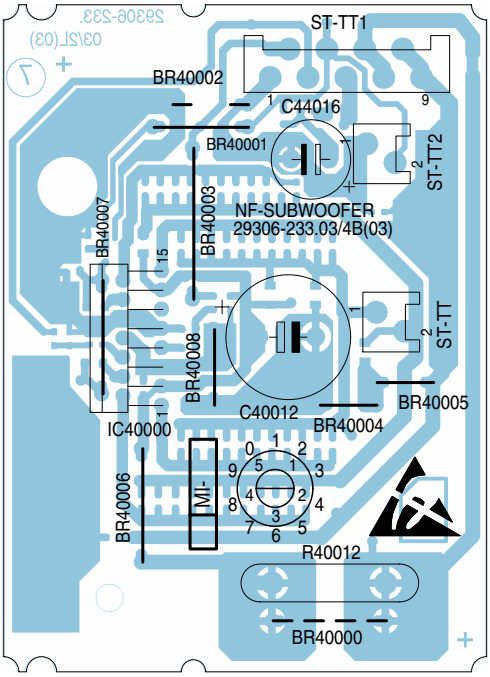

Lötseite, Ansicht von unten
Solder Side, Bottom View

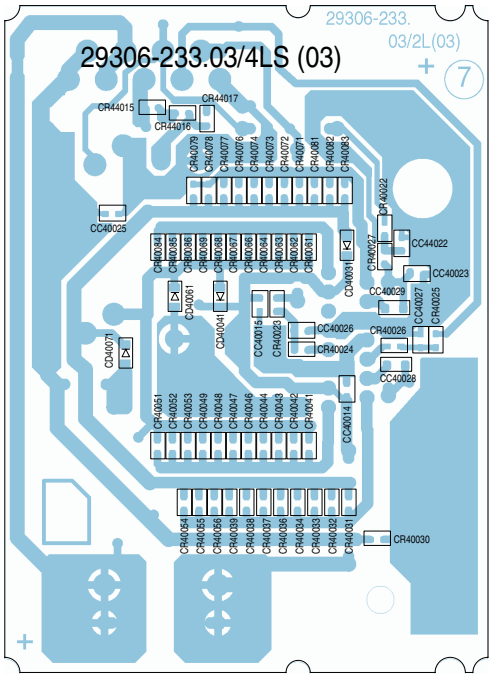

GRUNDIG

Ersatzteilliste
Spare Parts List

TV

9 / 2001 ELEGANCE 72 FLAT MF 72-3110 DOLBY

MATERIAL-NR. / PART NO.: 921993014000 BESTELL-NR. / ORDER NO.: GCM4700 PROCON SILBER /PROCON SILVER
VERSION NR./VERSION NO.: **VNM**

POS. NR. POS. NO.	ABB. FIG.	MATERIAL-NR. PART NUMBER	ANZ. QTY.	BEZEICHNUNG (D)	DESCRIPTION (GB)
		921993014000		ELEGANCE 72 MF 72-3110 DOLBY PROCON SILBER KEIN E-TEIL	ELEGANCE 72 MF 72-3110 DOLBY PROCON SILVER NO SPARE PART
0200.000		296354460101		GEH-VORDERTEIL DRUCK KPL	CABINET FRONT PART PRINT CPL
0201.000		191260359701	2	LAUTSPRECHER	LOUDSPEAKER
0210.000		295017610103		BEDIENEINSATZ M.KLAPPE	CONTROL INSERT W.FLAP
0212.000		297006510103		ABDECKUNG DIGI-100	COVER DIGI-100
0213.000		297006530101		ABDECKUNG FLASH	COVER FLASH
0217.000		296088640102	5	SOCKELEINLAGE	BASE INSERT
0225.000		295017623101		KLAPPE DRUCK KPL	FLAP PRINT CPL
0229.000		295017630102		IR-FENSTER	IR-WINDOW
0300.000		296366930201		GEH-RUECKTEIL OFB	CABINET REAR PART SURFACE TREATED
0320.000		291104096301		TYPENAUFKLEBER VNM	TYPE LABEL SELF ADHESIVE VNM
WW.		291105256301		TYPENAUFKLEBER VNM	TYPE LABEL SELF ADHESIVE VNM
0450.000		297006544101		HALTER LEITERPLATTE	HOLDER PCB
0700.000	⚠	092461567501		ENTMAGNETISIERUNGSSPULE	DEGAUSSING COIL
0750.000		812612528700	4	EINSATZBUCHSE BILDROHR	INSERT SOCKET PICTURE TUBE
1100.000	⚠	830006889400		BILDROHR A 68 QCP893X539 SAMSUNG	PICT. TUBE A 68 QCP893X539 SAMSUNG
1200.000	⚠	292013601106		ANODENKAPPE M.HOCHSPANNUNGSKABEL	ANODE CAP W.HIGH VOLTAGE CABLE
2000.000	⚠	829099131600		NETZKABEL KPL MIT ENTSTOERDROSSEL	POWER CABLE CPL W.INTERFER. CHOKE
2300.000		293051224500	X	BILDROHRPLATTE	PICTURE TUBE BOARD
2400.000		296420614202		TP 110 C FERNBEDIENUNG	TP 110 C REMOTE CONTROL
2410.000		720086731000		DECKEL BATTERIE	BATTERY LID
		219939410300		BEDIENUNGSANLEITUNG D	OPERATION INSTRUCTIONS D
		219939410400		BEDIENUNGSANLEITUNG F/I	OPERATION INSTRUCTIONS F/I
		219939410500		BEDIENUNGSANLEITUNG GB/NL	OPERATION INSTRUCTIONS GB/NL
		720100305000		SERVICE MANUAL D/GB	SERVICE MANUAL D/GB
		720100305400		SERVICE MANUAL D/GB 4.ERGAENZUNG	SERVICE MANUAL D/GB 4TH SUPPLEMENT
		296560043800		MONTAGEZUBEHOER F.BILDROHR KEIN E-TEIL	MOUNTING ACCESSORIES F.PICTURE TUBE NO SPARE PART
		297040114900	X	CHASSIS-FS-STEREO DIGI 100 CUC 1838 KEIN E-TEIL	CHASSIS TV STEREO DIGI 100 CUC 1838 NO SPARE PART

X = SIEHE GESONDERTE E-LISTE
WW. = WAHLWEISE

X = SEE SEPARATE PARTS LIST
WW. = OPTIONAL

HINWEIS:
DIE AKTUELLE SOFTWARE KOENNEN SIE IM INTERNET UNTER FOLGENDER ADRESSE ABRUFEN: WWW.GRUNDIG.DE MENU: SOFTWARE-DOWNLOAD

NOTE:
YOU MAY DOWNLOAD THE CURRENT SOFTWARE IN THE INTERNET UNDER THE FOLLOWING ADDRESS: WWW.GRUNDIG.DE MENU: SOFTWARE-DOWNLOAD

POS. NR. POS. NO.	MATERIAL-NR. PART NUMBER	BEZEICHNUNG DESCRIPTION

POS. NR. POS. NO.	MATERIAL-NR. PART NUMBER	BEZEICHNUNG DESCRIPTION

ELEGANCE 72 FLAT MF 72-3110 DOLBY

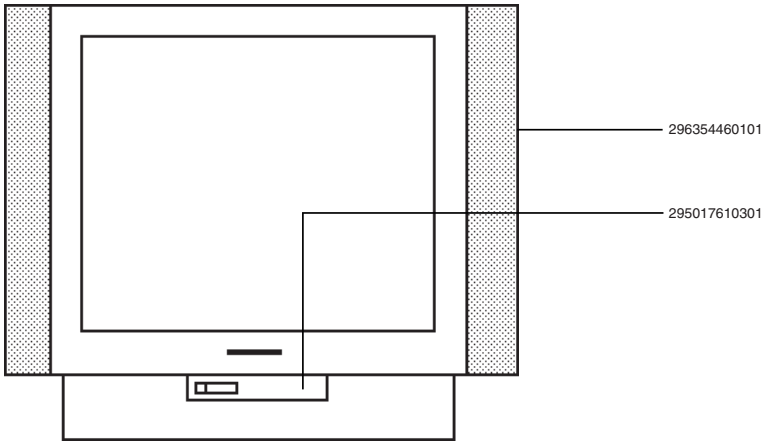

Es gelten die Vorschriften und Sicherheitshinweise gemäß dem Service Manual "Sicherheit", Mat.-Nummer 720108000000, sowie zusätzlich die eventuell abweichenden, landesspezifischen Vorschriften!

The regulations and safety instructions shall be valid as provided by the "Safety" Service Manual, part number 720108000000, as well as the respective national deviations.

GRUNDIG

Ersatzteilliste
Spare Parts List

TV

8 / 2001 ELEGANCE 72 MF 72-3110/8 DOLBY

MATERIAL-NR. / PART NO.: 921993024000 BESTELL-NR. / ORDER NO.: GCL8600 PROCON SILBER/PROCON SILVER
VERSION NR./VERSION NO.: **VNM**

POS. NR. POS. NO.	ABB. FIG.	MATERIAL-NR. PART NUMBER	ANZ. QTY.	BEZEICHNUNG (D)	DESCRIPTION (GB)
		921993024000		ELEGANCE 72 MF 72-3110/8 DOLBY PROCON SILBER KEIN E-TEIL	ELEGANCE 72 MF 72-3110/8 DOLBY PROCON SILVER NO SPARE PART
0200.000		296354460101		GEH-VORDERTEIL DRUCK KPL	CABINET FRONT PART PRINT CPL
0201.000		191260359701	2	LAUTSPRECHER	LOUDSPEAKER
0212.000		297006510103		ABDECKUNG DIGI-100	COVER DIGI-100
0213.000		297006530101		ABDECKUNG FLASH	COVER FLASH
0217.000		296088640102	5	SOCKELEINLAGE	BASE INSERT
0225.000		295017623101		KLAPPE DRUCK KPL	FLAP PRINT CPL
0229.000		295017630102		IR-FENSTER	IR WINDOW
0250.000		293031369301		KOAX-ADAPTER	COAX-ADAPTER
0300.000		296366930201		GEH-RUECKTEIL OFB	CABINET REAR PART SURFACE TREATED
0320.000		291104106303		TYPENAUFKLEBER VNM	TYPE LABEL SELF ADHESIVE VNM
WW.		291105266302		TYPENAUFKLEBER VNM	TYPE LABEL SELF ADHESIVE VNM
0450.000		297006544101		HALTER LEITERPLATTE	HOLDER PCB
0700.000	⚠	092461567501		ENTMAGNETISIERUNGSSPULE	DEGAUSSING COIL
0750.000		812612528700	4	EINSATZBUCHSE BILDROHR	INSERT SOCKET PICTURE TUBE
1100.000	⚠	830006889400		BILDROHR A 68 QCP893X539 SAMSUNG	PICTURE TUBE A 6 QCP893X539 SAMSUNG
1200.000	⚠	292013601106		ANODENKAPPE M.HOCHSPANNUNGSKABEL	ANODE CAP W.HIGH VOLTAGE CABLE
1300.000		295017610103		BEDIENEINSATZ MONTIERT KPL	CONTROL INSERT MOUNTED CPL
2000.000	⚠	829099131600		NETZKABEL KPL MIT ENTSTOERDROSSEL	POWER CABLE W.INTERFERENCE CHOKE
2300.000		293051224500	X	BILDROHRPLATTE DIGI 100	PICTURETUBE BOARD DIGI 100
2400.000		296420614202		TP 110 C FERNBEDIENUNG	TP 110 C REMOTE CONTROL
2410.000		720086731000		DECKEL BATTERIE	BATTERY LID
		219939410601		BEDIENUNGSANLEITUNG D	OPERATION INSTRUCTIONS D
		219939410701		BEDIENUNGSANLEITUNG F/I	OPERATION INSTRUCTIONS F/I
		219939410801		BEDIENUNGSANLEITUNG GB/NL	OPERATION INSTRUCTIONS GB/NL
		219939410901		BEDIENUNGSANLEITUNG E/P	OPERATION INSTRUCTIONS E/P
		219939411001		BEDIENUNGSANLEITUNG DK/FIN	OPERATION INSTRUCTIONS DK/FIN
		219939411101		BEDIENUNGSANLEITUNG S/N	OPERATION INSTRUCTIONS S/N
		720100305000		SERVICE MANUAL D/GB	SERVICE MANUAL D/GB
		720100305400		SERVICE MANUAL D/GB 4.ERGAENZUNG	SERVICE MANUAL D/GB 4TH SUPPLEMENT
		296560043800		MONTAGEZUBEHOER F.BILDROHR KEIN E-TEIL	MOUNTING ACCESSORIES F.PICT. TUBE NO SPARE PART
		297040115000	X	CHASSIS-FS-STEREO DIGI 100 CUC 1838 KEIN E-TEIL	CHASSIS TV STEREO DIGI 100 CUC 1838 NO SPARE PART

X = SIEHE GESONDERTE E-LISTE
WW. = WAHLWEISE

X = SEE SEPARATE PART LIST
WW. = OPTIONAL

HINWEIS:
DIE AKTUELLE SOFTWARE KOENNEN SIE IM INTERNET UNTER FOLGENDER ADRESSE ABRUFEN: WWW.GRUNDIG.DE
MENU: SOFTWARE-DOWNLOAD

NOTE:
YOU MAY DOWNLOAD THE CURRENT SOFTWARE IN THE INTERNET UNDER THE FOLLOWING ADDRESS: WWW.GRUNDIG.DE
MENU: SOFTWARE-DOWNLOAD

ÄNDERUNGEN VORBEHALTEN / SUBJECT TO ALTERATION

POS. NR. POS. NO.	MATERIAL-NR. PART NUMBER	BEZEICHNUNG DESCRIPTION

POS. NR. POS. NO.	MATERIAL-NR. PART NUMBER	BEZEICHNUNG DESCRIPTION

ELEGANCE 72 MF 72-3110/8 DOLBY

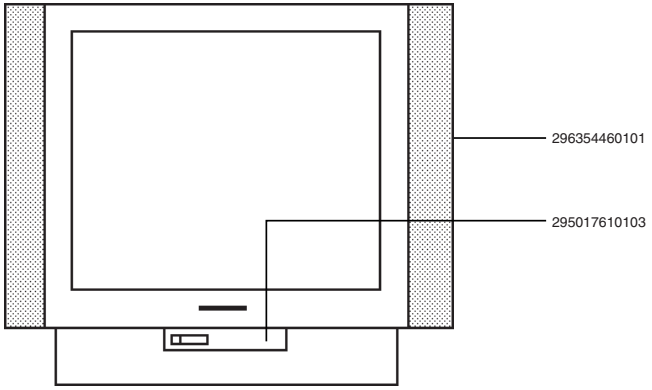

Es gelten die Vorschriften und Sicherheitshinweise gemäß dem Service Manual "Sicherheit", Mat.-Nummer 720108000000, sowie zusätzlich die eventuell abweichenden, landesspezifischen Vorschriften!

The regulations and safety instructions shall be valid as provided by the "Safety" Service Manual, part number 720108000000, as well as the respective national deviations.

ÄNDERUNGEN VORBEHALTEN / SUBJECT TO ALTERATION

GRUNDIG

Ersatzteilliste
Spare Parts List

TV

9 / 2001 LEEMAXX 72 FLAT MF 72-9110/8 DOLBY

MATERIAL-NR. / PART NO.: 922214023800 BESTELL-NR. / ORDER NO.: GCM9100 AQUA SILBER/AQUA SILVER
VERSION NR./VERSION NO.: **VNM**

POS. NR. POS. NO.	ABB. FIG.	MATERIAL-NR. PART NUMBER	ANZ. QTY.	BEZEICHNUNG (D)	DESCRIPTION (GB)
		922214023800		LEEMAX 72 MF 72-9110/8 DOLBY AQUA SILBER KEIN E-TEIL	LEEMAX 72 MF 72-9110/8 DOLBY AQUA SILVER NO SPARE PART
0200.000		296354830102		GEH-VORDERTEIL DRUCK KPL	CABINET FRONT PART PRINT CPL
0201.000		191260459700	2	LS-KOMBI 8 OHM	SPEAKER COMBI 8 OHM
0205.000		296366800102	2	ABDECKUNG LAUTSPRECHER	COVER LOUDSPEAKER
0212.000		297006510103		ABDECKUNG DIGI-100	COVER DIGI-100
0213.000		297006530101		ABDECKUNG FLASH	COVER FLASH
0215.000		295017790102		TASTENSATZ PROGRAMM/LAUTSTAERKE	KEY SET PROGRAMME/VOLUME
0217.000		296088640102	4	SOCKELEINLAGE	BASE INSERT
0218.000		295017840101		TASTENKNOPF NETZSCHALTER	KEY KNOB MAINS SWITCH
0220.000		295017800101		VERLAENGERUNG TASTENKNOPF	EXTENSION KEY KNOB
0225.000		296366990101		KLAPPE	FLAP
0226.000		270412170100		DRUCKSCHNAEPPER KLAPPE	PRESSURE SNAPPER FLAP
0227.000		297033750100		DRUCKFEDER KLAPPE	PRESSURE SPRING COMPRESSION FLAP
0228.000		295015200100		LICHTLEITER	LIGHT GUIDE
0229.000		295017300101		IR-FENSTER	IR WINDOW
0300.000		296366638906		GEH-RUECKTEIL	CABINET REAR PART
0320.000		291104496303		TYPENAUFKLEBER VNM	TYPE LABEL SELF ADHESIVE VNM
WW.		291104906303		TYPENAUFKLEBER VNM	TYPE LABEL SELF ADHESIVE VNM
0450.000		297006544101		HALTER LEITERPLATTE	HOLDER PCB
0700.000	⚠	092461567501		ENTMAGNETISIERUNGSSPULE	DEGAUSSING COIL
0750.000		812612528700	4	EINSATZBUCHSE BILDROHR	INSERT SOCKET PICTURE TUBE
1100.000	⚠	830006889400		BILDROHR A 68 QCP893X539 SAMSUNG	PICT. TUBE A 68 QCP893X539 SAMSUNG
1200.000	⚠	292013601106		ANODENKAPPE M.HOCHSPANNUNGSKABEL	ANODE CAP W.HIGH VOLTAGE CABLE
2000.000	⚠	829099131600		NETZKABEL KPL MIT ENTSTOERDROSSEL	POWER CABLE CPL W.INTERFER. CHOKE
2300.000		293051224500	X	BILDROHRPLATTE	PICTURE TUBE BOARD
2400.000		296420614202		TP 110 C FERNBEDIENUNG	TP 110 C REMOTE CONTROL
2410.000		720086731000		DECKEL BATTERIE	BATTERY LID
		222149410201		BEDIENUNGSANLEITUNG D	OPERATION INSTRUCTIONS D
		222149410301		BEDIENUNGSANLEITUNG F/I	OPERATION INSTRUCTIONS F/I
		222149410401		BEDIENUNGSANLEITUNG GB/NL	OPERATION INSTRUCTIONS GB/NL
		222149410501		BEDIENUNGSANLEITUNG E/P	OPERATION INSTRUCTIONS E/P
		222149410601		BEDIENUNGSANLEITUNG DK/FIN	OPERATION INSTRUCTIONS DK/FIN
		222149410701		BEDIENUNGSANLEITUNG S/N	OPERATION INSTRUCTIONS S/N
		720100305000		SERVICE MANUAL D/GB	SERVICE MANUAL D/GB
		720100305400		SERVICE MANUAL D/GB 4.ERGAENZUNG	SERVICE MANUAL D/GB 4TH SUPPLEMENT
		296560043800		MONTAGEZUBEHOER F.BILDROHR KEIN E-TEIL	MOUNTING ACCESSORIES F.PICT. TUBE NO SPARE PART
		297040114800	X	CHASSIS-FS-STEREO DIGI 100 CUC 1838 KEIN E-TEIL	CHASSIS TV STEREO DIGI 100 CUC 1838 NO SPARE PART

X = SIEHE GESONDERTE E-LISTE
WW. = WAHLWEISE

X = SEE SEPARATE PARTS LIST
WW. = OPTIONAL

HINWEIS:
DIE AKTUELLE SOFTWARE KOENNEN SIE IM INTERNET UNTER FOLGENDER ADRESSE ABRUFEN: WWW.GRUNDIG.DE MENU: SOFTWARE-DOWNLOAD

NOTE:
YOU MAY DOWNLOAD THE CURRENT SOFTWARE IN THE INTERNET UNDER THE FOLLOWING ADDRESS: WWW.GRUNDIG.DE MENU: SOFTWARE-DOWNLOAD

ÄNDERUNGEN VORBEHALTEN / SUBJECT TO ALTERATION

POS. NR. POS. NO.	MATERIAL-NR. PART NUMBER	BEZEICHNUNG DESCRIPTION

POS. NR. POS. NO.	MATERIAL-NR. PART NUMBER	BEZEICHNUNG DESCRIPTION

LEEMAXX 72 FLAT MF 72-9110/8 DOLBY

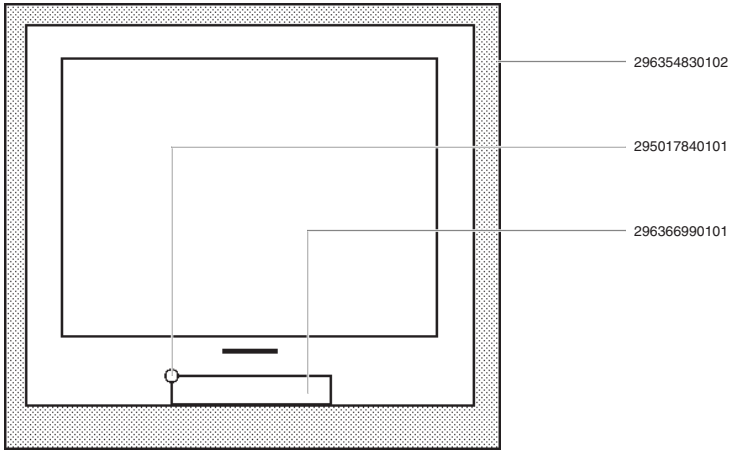

Es gelten die Vorschriften und Sicherheitshinweise gemäß dem Service Manual "Sicherheit", Mat.-Nummer 720108000000, sowie zusätzlich die eventuell abweichenden, landesspezifischen Vorschriften!

The regulations and safety instructions shall be valid as provided by the "Safety" Service Manual, part number 720108000000, as well as the respective national deviations.

ÄNDERUNGEN VORBEHALTEN / SUBJECT TO ALTERATION

GRUNDIG

Ersatzteilliste
Spare Parts List

TV

9 / 2001 ORLANDO FLAT SE 7270 DOLBY

MATERIAL-NR. / PART NO.: 922253012600 BESTELL-NR. / ORDER NO.: GCN6300 CLASSIC GRAU/CLASSIC GREY
VERSION NR./VERSION NO.: **VNM**

POS. NR. POS. NO.	ABB. FIG.	MATERIAL-NR. PART NUMBER	ANZ. QTY.	BEZEICHNUNG (D)	DESCRIPTION (GB)
		922253012600		ORLANDO FLAT SE 7270 DOLBY CLASSIC GRAU KEIN E-TEIL	ORLANDO FLAT SE 7270 DOLBY CLASSIC GREY NO SPARE PART
0200.000		296355270101		GEH-VORDERTEIL DRUCK KPL	CABINET FRONT PART PRINT
0201.000		191260460500	2	LAUTSPRECHER KOMBI 8 OHM	SPEAKER COMBI 8 OHM
0207.000		296366120302		LS-GITTER LINKS M.STOFF KPL.	SPEAKER GRILLE LHS W.FABRIC CPL
0207.000		296366130302		LS-GITTER RECHTS M.STOFF KPL.	SPEAKER GRILLE RHS W.FABRIC CPL
0208.000		297006510401		ABDECKUNG EURO-AV	COVER EURO AV
0217.000		296088640102	4	SOCKELEINLAGE	BASE INSERT
0231.000	⚠	296288160200		ISOLIERFOLIE 228X100	INSULATING FOIL 228X100
0300.000		296364000301		GEH-RUECKTEIL OFB	CABINET REAR PART SURFACE
0312.000		297006530101		ABDECKUNG FLASH	COVER FLASH
0313.000		296364560303	4	ABDECKUNG SCHRAUBEN GEH.RUECKT.	COVER SCREW CABINET REAR PART
0320.000		291104846301		TYPENAUFKLEBER VNM	TYPE LABEL VNM
0350.000		829099052900	14	ZWISCHENSTUECK GEH.RUECKTEIL	INTERMEDIATE PIECE CABINET REAR PART
0700.000	⚠	092461567501		ENTMAGNETISIERUNGSSPULE M.HALTER	COIL DEGAUSSING W.HOLDER
0750.000		812612528700	4	EINSATZBUCHSE BILDROHR	INSERT SOCKET PICT.TUBE
0900.000	⚠	292014770100		FOKUS U.UG2-REGLER	FOCUS AND UG2-CONTROLLER
0910.000		292014760102	2	FOKUSLEITUNG M.TUELLE (ROT)	FOCUSING CABLE WITH GROMM
0910.000		292014760202		FOKUSLEITUNG M.TUELLE (BLAU)	FOCUSING CABLE WITH GROMM
0940.000		297006542101		HALTER FOKUSBLOCK	HOLDER FOCUS UNIT
1060.000		293051603800		BAUSTEIN EURO-AV KEIN E-TEIL	MODULE EURO AV NO SPARE PART
1089.000		293031197100		EURO-AV BUCHSENLEISTE 21-POL BLAU	EURO-AV SOCKET STRIP 21 P BLUE
1100.000	⚠	830006889100		BILDR.A 68 QCP 891X539 SAMSUNG	PICT.TUBE A 68 QCP 891X539 SAMSUNG
1110.000	⚠	292013601106		ANODENKAPPE M.HOCHSPANNUNGSKABEL	ANODE CAP W.HIGH VOLTAGE
1300.000		295010855100		BEDIENPLATTE M.DISPLAY	CONTROL BOARD W.DISPLAY
1301.000		295017970101		BEDIENEINSATZ	CONTROL INSERT
1311.000		297033570100		TASTSCHALTER PROGRAMM +	KEY SWITCH PROGRAMME +
1312.000		297033570100		TASTSCHALTER PROGRAMM -	KEY SWITCH PROGRAMME -
1313.000		297033570100		TASTSCHALTER LAUTSTAERKE +	KEY SWITCH VOLUME +
1314.000		297033570100		TASTSCHALTER LAUTSTAERKE -	KEY SWITCH VOLUME -
1350.000		295018020101		TASTENSATZ PROGRAMM/LAUTSTAERKE	KEYS SET PROGRAMME/VOLUME
1351.000		295018040101		FENSTEREINHEIT DRUCK KPL	WINDOW UNIT PRINT CPL
1352.000		295018010101		KLAPPE	FLAP
1383.000		293033906200		KOPFHOERERBUCHSE 3,5 O.SCHALTER	HEADPHONE SOCKET 3,5 W/O SWITCH
1384.000		293031686100		CINCH-BUCHSE 3-FACH FBAS/NF L,R	CINCH SOCKET 3 FOLD FBAS/AF L,R
1387.000		293035220300		S-VHS BUCHSE	S-VHS-SOCKET
1900.000	⚠	295010872000		NETZSCHALTERPLATTE	POWER SWITCH BOARD
1960.000	⚠	297033911600		NETZSCHALTER-ECO	POWER SWITCH ECO
1970.000		295017310302		NETZTASTENKNOPF M.LICHTLEITER	KNOB POWER KEY W.LIGHTGUIDE
2100.000	⚠	829099131600		NETZKABEL KPL	POWER CABLE CPL
2300.000		293051224300	X	BILDROHRPLATTE	PICT.TUBE BOARD
2400.000		296420613300		TP 912 C FERNBEDIENUNG	TP 912 C REMOTE CONTROL
		222539410100		BEDIENUNGSANLEITUNG	OPERATING INSTRUCTIONS
		720100305000		SERVICE MANUAL D/GB	SERVICE MANUAL D/GB
		720100305400		SERVICE MANUAL D/GB 4.ERGAENZUNG	SERVICE MANUAL D/GB 4TH SUPPLEMENT

ÄNDERUNGEN VORBEHALTEN / SUBJECT TO ALTERATION

POS. NR. POS. NO.	ABB. FIG.	MATERIAL-NR. PART NUMBER	ANZ. QTY.	BEZEICHNUNG (D)	DESCRIPTION (GB)
		296560044800		MONTAGEZUBEHOER F.BILDROHR KEIN E-TEIL	MOUNTING ACCESSORIES F.PICTURE NO SPARE PART
		297040114700	X	CHASSIS-FS-STEREO DIGI 100 CUC 1838 KEIN E-TEIL	CHASSIS TV STEREO DIGI 100 CUC 1838 NO SPARE PART
				X = SIEHE GESONDERTE E-LISTE	X = SEE SEPARATE PARTS LIST
				HINWEIS: DIE AKTUELLE SOFTWARE KOENNEN SIE IM INTERNET UNTER FOLGENDER ADRESSE ABRUFEN: WWW.GRUNDIG.DE MENU: SOFTWARE-DOWNLOAD	NOTE: YOU MAY DOWNLOAD THE CURRENT SOFTWARE IN THE INTERNET UNDER THE FOLLOWING ADDRESS: WWW.GRUNDIG.DE MENU: SOFTWARE-DOWNLOAD

POS. NR. POS. NO.	MATERIAL-NR. PART NUMBER	BEZEICHNUNG DESCRIPTION
	293051603800	BAUSTEIN EURO-AV MODULE EURO AV
CD 43334	830953414900	MELF-DIODE LL 4148
CIC 43310	830578705300	SMD IC 74HC4053
CT 43305	830100484800	SMD TRANS BC848B/ BC847B
CT 43315	830100385800	SMD TRANS BC858B/ BC857B
CT 43320	830100385800	SMD TRANS BC858B/ BC857B
CT 43330	830100484800	SMD TRANS BC848B/ BC847B
CT 43340	830100484800	SMD TRANS BC848B/ BC847B
CT 43360	830100484800	SMD TRANS BC848B/ BC847B
CT 43365	830100484800	SMD TRANS BC848B/ BC847B
	295010855100	BEDIENPLATTE M.DISPLAY CONTROL BOARD W.DISPLAY
CIC 86015	830582106400	SMD IC SAA1064T-S2

POS. NR. POS. NO.	MATERIAL-NR. PART NUMBER	BEZEICHNUNG DESCRIPTION
CL 82025	810498230000	SMD FERRITPERLE HF 70 ACB
CT 86015	830100684800	SMD TRANS BC848C/ BC847C
DP 86005	830992743700	LED DISPL PD4437
DP 86010	830992743700	LED DISPL PD4437
IC 84001	830546183600	IC TSOP1836
	295010872000	NETZSCHALTERPLATTE POWER SWITCH BOARD
CD 81001	833050414800	MELF DIODE MCL4148
CT 81001	830119005000	SMD TRANS BSP50
CT 81002	830100484800	SMD TRANS BC848B/ BC847B
D 85001	830998411600	LE-DIODE L-115 WEGW

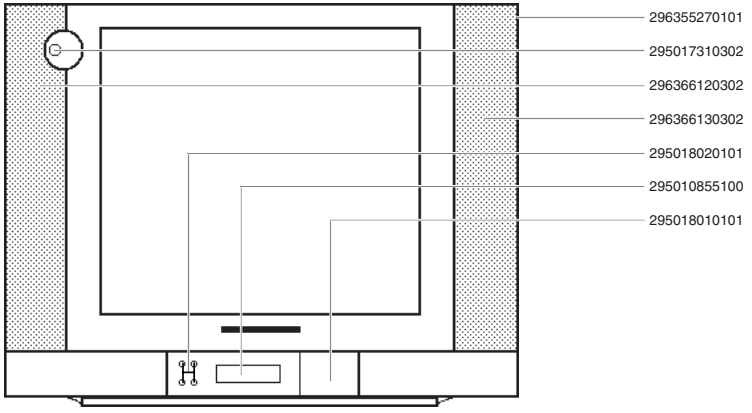

Es gelten die Vorschriften und Sicherheitshinweise gemäß dem Service Manual "Sicherheit", Mat.-Nummer 720108000000, sowie zusätzlich die eventuell abweichenden, landesspezifischen Vorschriften!

The regulations and safety instructions shall be valid as provided by the "Safety" Service Manual, part number 720108000000, as well as the respective national deviations.

ÄNDERUNGEN VORBEHALTEN / SUBJECT TO ALTERATION

GRUNDIG

Ersatzteilliste
Spare Parts List

TV

8 / 2001 LENARO 84 MF 84-6110/8 DOLBY

MATERIAL-NR. / PART NO.: 922237023700 BESTELL-NR. / ORDER NO.: GCM3000 PROCON SILBER/PROCON SILVER
VERSION NR./VERSION NO.: **VNM**

POS. NR. POS. NO.	ABB. FIG.	MATERIAL-NR. PART NUMBER	ANZ. QTY.	BEZEICHNUNG (D)	DESCRIPTION (GB)
		922237023700		LENARO 84 MF 84-6110/8 DOLBY PROCON SILBER KEIN E-TEIL	LENARO 84 MF 84-6110/8 DOLBY PROCON SILVER NO SPARE PART
0200.000		296355090102		GEH-VORDERTEIL DRUCK KPL	CABINET FRONT PART PRINT CPL
0201.000		191260519701	2	LS-KOMBI MIT GUMMIPUFFER	SPEAKER COMBI W.RUBBER BUFFER
0204.000		296367510101	2	LS-GITTER KPL	SPEAKER GRILLE CPL
0212.000		297006510103		ABDECKUNG DIGI-100	COVER DIGI-100
0213.000		297006530101		ABDECKUNG FLASH	COVER FLASH
0217.000		296384620101	5	SOCKELEINLAGE	BASE INSERT
0218.000		295017700101		TASTENKNOPF NETZSCHALTER	KEY MAINS SWITCH
0219.000		293033750404		DRUCKFEDER NETZTASTE	PRESSURE SPRING KEY MAINS SWITCH
0220.000		295017702101		TASTENSTOESSEL NETZTASTE	BUTTON STEM KEY MAINS SWITCH
0225.000		296367540102		KLAPPE KPL OFB	FLAP CPL SURFACE TREATED
0227.000		270332210100		DRUCKSCHNAEPPER KLAPPE	PRESSURE CATCH FLAP
0228.000		296380231101	2	DAEMPFUNGSBLOCK KLAPPE	DAMPING BLOCK FLAP
0250.000		293031369301		KOAX-ADAPTER	COAX-ADAPTER
0300.000		296367350202		GEH-RUECKTEIL KPL	CABINET REAR PART CPL
0310.000		296367260102		ABDECKUNG RUECKTEIL OFB	COVER REAR PART SURFACE TREATED
0320.000		291104736301		TYPENAUFKLEBER VNM	TYPE LABEL SELF ADHESIVE VNM
0350.000		296384610101	8	ZWISCHENSTUECK RUECKWANDBEFEST.	INTERMEDIATE PIECE REAR PANEL FIXING
0450.000		297006544101		HALTER LEITERPLATTE	HOLDER PCB
0500.000		295042041500	X	BAUSTEIN SUBWOOFER DIGI 100	MODULE SUBWOOFER DIGI 100
0700.000	⚠	092461577502		ENTMAGNETISIERUNGSSPULE	DEGAUSSING COIL
0750.000		812612529600	4	EINSATZBUCHSE BILDROHR	INSERT SOCKET PICTURE TUBE
0900.000		293050176400		LED-PLATTE DIGI 100	DIODES BOARD DIGI 100
0910.000		295017701101		AUFNAHME IR/BA	HOLDER IR/BA
1100.000	⚠	830002083000		BILDROHR A 80 LTM350X98 TOSHIBA	PICTURE TUBE A 80 LTM350X98 TOSHIBA
1200.000	⚠	292013601602		ANODENKAPPE M.HOCHSPANNUNGSKABEL	ANODE CAP W.HIGH VOLTAGE CABLE
1300.000		295010854300		BEDIENPLATTE DIGI 100	CONTROL BOARD DIGI 100
1311.000		297033570100		TASTSCHALTER PROGRAMM +	KEY SWITCH PROGRAMME +
1312.000		297033570100		TASTSCHALTER PROGRAMM -	KEY SWITCH PROGRAMME -
1313.000		297033570100		TASTSCHALTER LAUTSTAERKE +	KEY SWITCH VOLUME +
1314.000		297033570100		TASTSCHALTER LAUTSTAERKE -	KEY SWITCH VOLUME -
1319.000		295017940102	2	VERRIEGELUNGSKNOPF	LOCK KNOB
1350.000		295017920201		TASTENSATZ PROGRAMM/LAUTSTAERKE	KEY SET PROGRAMME/VOLUME
1383.000		293033906200		KOPFHOERERBUCHSE 3,5mm OHNE SCHALT.	EARPHONE SOCKET 3,5mm W/O SWITCH
1384.000		293031686100		CINCH-BUCHSE 3-FACH FBAS/NF L,R	CINCH SOCKET 3 FOLD FBAS/AF L,R
1387.000		293035220300		S-VHS BUCHSE	S-VHS-SOCKET
1900.000	⚠	295010872100		NETZSCHALTERPLATTE DIGI 100	POWER SWITCH BOARD DIGI 100
1960.000	⚠	297033910100		NETZSCHALTER O.WISCHER	POWER SWITCH W/O WIPER
WW.	⚠	297033920100		NETZSCHALTER O.WISCHER	POWER SWITCH W/O WIPER
1980.000		295017910101		VERLAENGERUNG NETZSCHALTER	EXTENSION POWER SWITCH
1990.000		295017930103		AUFNAHME NETZPLATTE	HOLDER POWER BOARD
1995.000	⚠	096211130206	2	SICHERUNGSHALTER SI60001	FUSE HOLDER SI60001
2000.000	⚠	829099131600		NETZKABEL KPL MIT ENTSTOERDROSSEL	POWER CABLE CPL W.INTERFERENCE CHOKE
2300.000		293051224600	X	BILDROHRPLATTE DIGI 100	PICTURE TUBE BOARD DIGI 100
2400.000		296420614202		TP 110 C FERNBEDIENUNG	TP 110 C REMOTE CONTROL
2410.000		720086731000		DECKEL BATTERIE	BATTERY LID
		222379410200		BEDIENUNGSANLEITUNG D	OPERATION ISTRUCTIONS D
		222379410300		BEDIENUNGSANLEITUNG F/I	OPERATION ISTRUCTIONS F/I
		222379410400		BEDIENUNGSANLEITUNG GB/NL	OPERATION ISTRUCTIONS GB/NL
		222379410500		BEDIENUNGSANLEITUNG E/P	OPERATION ISTRUCTIONS E/P
		222379410600		BEDIENUNGSANLEITUNG DK/FIN	OPERATION ISTRUCTIONS DK/FIN
		222379410700		BEDIENUNGSANLEITUNG S/N	OPERATION ISTRUCTIONS S/N

ÄNDERUNGEN VORBEHALTEN / SUBJECT TO ALTERATION

POS. NR. POS. NO.	ABB. FIG.	MATERIAL-NR. PART NUMBER	ANZ. QTY.	BEZEICHNUNG (D)	DESCRIPTION (GB)
		720100305000		SERVICE MANUAL D/GB	SERVICE MANUAL D/GB
		720100305400		SERVICE MANUAL D/GB 4.ERGAENZUNG	SERVICE MANUAL D/GB 4TH SUPPLEMENT
		296560044500		MONTAGEZUBEHOER F.BILDROHR KEIN E-TEIL	MOUNTING ACCESSORIES F.PICTURE TUBE NO SPARE PART
		297040114400	X	CHASSIS-FS-STEREO DIGI 100 CUC 1839 KEIN E-TEIL	CHASSIS TV STEREO DIGI 100 CUC 1839 NO SPARE PART
				X = SIEHE GESONDERTE E-LISTE WW. = WAHLWEISE	X = SEE SEPARATE PARTS LIST WW. = OPTIONAL

POS. NR. POS. NO.	MATERIAL-NR. PART NUMBER	BEZEICHNUNG DESCRIPTION
	295010854300	BEDIENPLATTE DIGI 100 CONTROL BOARD DIGI 100
C 62502 ⚠	851179384700	FOKO MKP336.2 0,47UF 20% 275V
D 85501	830998411600	LE-DIODE L-115WEGW
IC 84001	830546183600	IC TSOP1836
L 62501	295008359700	ENTSTOER-DR 2X22MH
R 62503	831140227500	VDR SIOV-S20 K275
SI 60001 ⚠	831562250300	SI 5X20 T3,15A H 250V

POS. NR. POS. NO.	MATERIAL-NR. PART NUMBER	BEZEICHNUNG DESCRIPTION

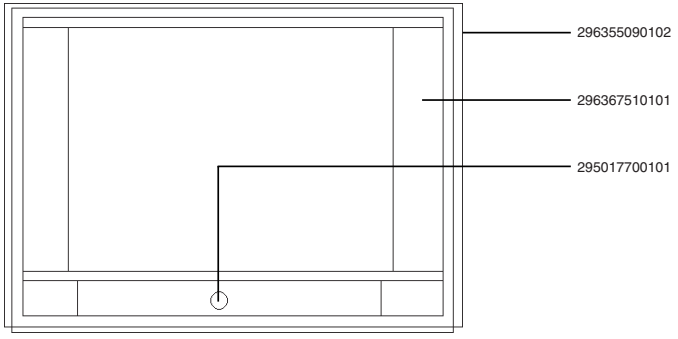

Es gelten die Vorschriften und Sicherheitshinweise gemäß dem Service Manual "Sicherheit", Mat.-Nummer 720108000000, sowie zusätzlich die eventuell abweichenden, landesspezifischen Vorschriften!

⚠ (!)

The regulations and safety instructions shall be valid as provided by the "Safety" Service Manual, part number 720108000000, as well as the respective national deviations.

ÄNDERUNGEN VORBEHALTEN / SUBJECT TO ALTERATION

GRUNDIG

Ersatzteilliste
Spare Parts List

TV

9 / 2001

CHASSIS-FS-STEREO CUC 1838 DIGI 100
CHASSIS TV STEREO CUC 1838 DIGI 100

MATERIAL-NR. / PART NO.: 297040114700

POS. NR. POS. NO.	ABB. FIG.	MATERIAL-NR. PART NUMBER	ANZ. QTY.	BEZEICHNUNG (D)	DESCRIPTION (GB)
		297040114700		CHASSIS-FS-STEREO CUC 1838 DIGI 100 KEIN E-TEIL	CHASSIS TV STEREO CUC 1838 DIGI 100 NO SPARE PART
0100.000		295042022200	X	BAUSTEIN SIGNAL / ZF+TUNER	MODULE SIGNAL / IF+TUNER
0400.000		295042034600	X	BAUSTEIN FEATURE	MODULE FEATURE
0450.000		297006520103		HALTER BAUSTEIN	HOLDER MODULE
1000.000		096211130206	4	SICHERUNGSHALTER SI60501/62501	FUSE HOLDER SI60501/62501
1070.000		293050254900		DYN.FOKUSSIERUNGSPLATTE KEIN E-TEIL	DYN.FOCUSING BOARD NO SPARE PART
1071.000		297006540102		HALTER FOKUSPLATTE	HOLDER FOCUS BOARD
2200.000	⚠	293033996601		NETZ EINBAUGERAETESTECKER	APPLIANCE PLUG W.WIRE (RL
2400.000		293031530107	2	MONTAGECLIP T53501/60506	MOUNTING CLIP T53501/6050
2410.000		293031530208		MONTAGECLIP IC40510	MOUNTING CLIP IC40510
2420.000		293031531208	9	MONTAGECLIP D53571/53572/60506/ D61516/61521/61524/IC50510/ T50528/50529	MOUNTING CLIP D53571/53572/60506/ D61516/61521/61524/IC50510/ T50528/50529
2430.000		293031531605		MONTAGECLIP T52503	MOUNTING CLIP T52503
2440.000		293031561600		ISOLIERUNG D60019	INSULATION D60019
2445.000		293031561700		ISOLIERUNG D60021	INSULATION D60021
2460.000		293031562000	6	FOLIE WAERMELEITEND D61516/61521/ D61524/IC50510/T50528/50529	FOIL HEAT CONDUCTING D61516/61521/ D61524/IC50510/T50528/50529
2470.000		293031562100		FOLIE WAERMELEITEND D53572	FOIL HEAT CONDUCTING D53572
2480.000		293031562300		FOLIE WAERMELEITEND D53571	FOIL HEAT CONDUCTING D53571
2490.000		293031562800	2	FOLIE WAERMELEITEND D60019/60021	FOIL HEAT CONDUCTING D60019/60021
2495.000		293031563301		FOLIE WAERMELEITEND D60506	FOIL HEAT CONDUCTING D60506
				X = SIEHE GESONDERTE E-LISTE	X = SEE SEPARATE PARTS LIST

POS. NR. POS. NO.	MATERIAL-NR. PART NUMBER	BEZEICHNUNG DESCRIPTION
C 40502	845299615000	ELKO 2200UF 20% 25V
C 50512	845299614700	ELKO 1000UF 20% 25V
C 50526	845299614700	ELKO 1000UF 20% 25V
C 53512	851591160200	FOKO FKP1 142PF 2,5% 2000V
C 53571	851591471900	FOKO FKP1 0,012UF 3,5% 2000V
C 60506	865006704600	KERKO HV C 100PF 20% 1KV
C 60509	851591104000	FOKO FKP1 220PF 10% 1600V
C 60512	865008111100	KERKO HV C 270PF 20% 2KV
C 60519	865006704600	KERKO HV C 100PF 20% 1KV
C 60521	865006704600	KERKO HV C 100PF 20% 1KV
C 60523	865008112500	KERKO HV C 1000PF 20% 1KV
C 60524	865008112500	KERKO HV C 1000PF 20% 1KV
C 60526	865008112500	KERKO HV C 1000PF 20% 1KV
C 60527	865008112500	KERKO HV C 1000PF 20% 1KV
C 60528	844330315000	ELKO SNT #3 150UF 20% 450V
C 60529 ⚠	851179301800	FOKO MP3 0,1UF 20% 275VW
C 60801	865006703100	KERKO HV C 47PF 20% 2KV
C 60802	865008112500	KERKO HV C 1000PF 20% 1KV
C 61511	865006704600	KERKO HV C 100PF 20% 1KV
C 61512	865006704600	KERKO HV C 100PF 20% 1KV

POS. NR. POS. NO.	MATERIAL-NR. PART NUMBER	BEZEICHNUNG DESCRIPTION
C 61514	851591103800	FOKO FKP1 100PF 10% 1600V
C 61521	865006704600	KERKO HV C 100PF 20% 1KV
C 61524	865006704600	KERKO HV C 100PF 20% 1KV
C 61561	865006704600	KERKO HV C 100PF 20% 1KV
C 61566	865006704600	KERKO HV C 100PF 20% 1KV
C 62501 ⚠	851179304700	FOKO MP3/KT 0,47UF20% 275VW
C 62502 ⚠	851179304700	FOKO MP3/KT 0,47UF20% 275VW
C 62521 ⚠	866009823400	KERKO SI 1000PF 20% 400V
C 62548 ⚠	866009823800	KERKO SI 2200PF 20% 400V
C 62549 ⚠	866009823400	KERKO SI 1000PF 20% 400V
C 64006	851591160500	FOKO FKP1 220PF 5% 2000V
CD 21501	833050414800	MELF DIODE MCL4148
CD 21502	833050414800	MELF DIODE MCL4148
CD 21503	833050414800	MELF DIODE MCL4148
CD 21506	832531310300	MELF DIODE BAV103
CD 21666	833050414800	MELF DIODE MCL4148
CD 40536	833050414800	MELF DIODE MCL4148
CD 52503	833050414800	MELF DIODE MCL4148
CD 53519	833050414800	MELF DIODE MCL4148

ÄNDERUNGEN VORBEHALTEN / SUBJECT TO ALTERATION

POS. NR. POS. NO.	MATERIAL-NR. PART NUMBER	BEZEICHNUNG DESCRIPTION
CD 55503	830945504400	MELF Z-DIODE 4,3 B 0,5W
CD 55504	833050414800	MELF DIODE MCL4148
CD 57501	833050414800	MELF DIODE MCL4148
CD 57503	833050414800	MELF DIODE MCL4148
CD 57504	833050414800	MELF DIODE MCL4148
CD 57506	830945515000	MELF Z-DIODE 15V B 0,5W
CD 58501	833050414800	MELF DIODE MCL4148
CD 58504	833050414800	MELF DIODE MCL4148
CD 58507	830945502800	MELF Z-DIODE 2,7 B 0,5W
CD 58511	833050414800	MELF DIODE MCL4148
CD 58512	833050414800	MELF DIODE MCL4148
CD 58521	833050414800	MELF DIODE MCL4148
CD 58522	833050414800	MELF DIODE MCL4148
CD 60811	833050414800	MELF DIODE MCL4148
CD 60812	832561034100	SMD DIODE STPS340U
CD 61528	832538430100	SMD Z-DIODE BZX84B30
CD 61538	832561034100	SMD DIODE STPS340U
CD 61548	832561034100	SMD DIODE STPS340U
CD 61558	832561034100	SMD DIODE STPS340U
CD 70501	830945505100	MELF-Z DIODE 5,1 C 0,5W
CD 85513	830945505200	MELF-Z DIODE 5,1 B 0,5W
CIC21660	830598600000	SMD IC 74LV00
CL 60504	810498233100	SMD DAEMPF-PERLE 0805 BLM
CT 21670	830100484800	SMD TRANS BC848B/ BC847B
CT 40531	830100484800	SMD TRANS BC848B/ BC847B
CT 40591	830100484800	SMD TRANS BC848B/ BC847B
CT 44515	830100484800	SMD TRANS BC848B/ BC847B
CT 57506	830100484800	SMD TRANS BC848B/ BC847B
CT 58512	830100484800	SMD TRANS BC848B/ BC847B
CT 61585	830100484800	SMD TRANS BC848B/ BC847B
CT 85505	830100385800	SMD TRANS BC858B/ BC857B
CT 85510	830100385800	SMD TRANS BC858B/ BC857B
D 21512	830921502000	DIODE 1 N 4004
D 40532	830921504500	DIODE 1N4148
D 50513	830951627200	DIODE BYV27/200
D 52506	830921502000	DIODE 1 N 4004
D 53508	830920100500	DIODE BA157
D 53519	830970900300	Z DIODE ZY 51
D 53571	830920435900	DIODE BY359 1500
D 53572	830920423000	DIODE BY 229-600
D 54501	830920100500	DIODE BA157
D 54511	830920100500	DIODE BA157
D 55512	830972033300	Z DIODE 33 C 0,5W
D 60019	830919780700	DIODE STTA806D
D 60021	830919780700	DIODE STTA806D
D 60506 ⚠	830982088000	DIODE MUR 880 WW.BYT 08 P
D 60512	830951675400	DIODE BYT53B/ EGP10B
D 60523	830856038400	GLR.SKB380C1500/ FBI2L52-4
D 61503	830972009900	Z DIODE 10 B 0,5W
D 61511	830951603800	DIODE BYV38
D 61512	830951603800	DIODE BYV38
D 61516 ⚠	830951679800	DIODE BYT 08 P-1000
D 61521 ⚠	830919682000	DIODE STPR820D
D 61524 ⚠	830919682000	DIODE STPR820D
D 61533	830920100500	DIODE BA157
D 61561 ⚠	830951717200	DIODE BYW172D
D 61562	830921502000	DIODE 1 N 4004
D 61563	830921502000	DIODE 1 N 4004
D 61566 ⚠	830951717200	DIODE BYW172D
D 61567	830921502000	DIODE 1 N 4004
D 61568	830921502000	DIODE 1 N 4004
D 64010	830966306800	Z-DIODE BZT03D68
D 64011	830920002100	DIODE BAV21
D 64012	830920002100	DIODE BAV21
D 64013	830920002100	DIODE BAV21
D 64014	830920002100	DIODE BAV21

POS. NR. POS. NO.	MATERIAL-NR. PART NUMBER	BEZEICHNUNG DESCRIPTION
FS 64001	293032300300	FUNKENSTRECKE 1,2KV
IC 40510	830536729700	IC TDA7297
IC 55510	830533814500	IC TDA8145
IC 58510	830520439300	IC LM393P/ 393N
IC 60510	830533464600	IC TDA16846
IC 60801	830547025300	IC TNY253
IC 60817	830546543100	IC TS431IZ-AP
IC 61510	830520435700	IC LM358N
IC 61535	830520497800	IC L4978
IC 61545	830520497800	IC L4978
IC 61555	830520497800	IC L4978
L 53501	810498205600	FERRITPERLE HF70 BTL
L 53502	810498205600	FERRITPERLE HF70 BTL
L 53503	810498205600	FERRITPERLE HF70 BTL FERRITE BEAD
L 53511	814050524900	DR A AX-GA 10UH 10%
L 53512	092401140400	DROSSEL 1,5 MH
L 53521	292031259700	LINEARITAETSREGLER LINEARITY CONTROL
L 53574	092468596600	BRUECKENSPULE M.KERN BRIDGE COIL W. CORE
L 55514	092458160100	O/W AUSKOPPELSPULE E/W DECOUPLING COIL
L 60506	810498208100	FERRITPERLE 0,676UH
L 60507	810498208000	FERRITPERLE 0,676UH
L 60518	810498208000	FERRITPERLE 0,676UH FERRITE BEAD
L 60528 ⚠	292017119700	SPEICHERDROSSEL EF25/11 STORAGE CHOKE
L 60812	814052499200	SIEB-DR 10UH 15%
L 61511	810498201400	DAEMPF-PERLE 433003038102
L 61514	810498201400	DAEMPF-PERLE 433003038102
L 61521	810498201400	DAEMPF-PERLE 433003038102
L 61524	810498201400	DAEMPF-PERLE 433003038102
L 61527	814052499200	SIEB-DR 10UH 15%
L 61538	814052499500	SIEB-DR 330UH
L 61548	814052106800	SPEICHER-DR 67UH
L 61548	814052105900	SPEICHER-DR 59UH 2,5A STORAGE CHOKE
L 61549	814052499200	SIEB-DR 10UH 15%
L 61558	814052105900	SPEICHER-DR 59UH 2,5A
L 61558	814052106700	SPEICHER-DR EF16 67UH
L 61558	814052106800	SPEICHER-DR 67UH STORAGE CHOKE
L 61561	810498201400	DAEMPF-PERLE 433003038102
L 61566	810498201400	DAEMPF-PERLE 433003038102 DAMPING BEAD
L 62501 ⚠	295008359700	ENTSTOER-DR 2X22MH
L 62527	814052540600	BREITBAND-DR 433003038083 WIDE BAND-CHOKE COIL
OK 22505 ⚠	830600036200	OPTOKOPPLER TLP3063
OK 22505 ⚠	830600024200	OPTOKOPPLER IL4216-X001
OK 60531 ⚠	830600001200	OPTOKOPPLER CNY17F1
OK 60546 ⚠	830600001200	OPTOKOPPLER CNY17F1
OK 60805 ⚠	830600061500	OPTOKOPPLER SFH615A-2
R 21521 ⚠	870536101100	MOW 0617 2,7 OHM 5%
R 22501 ⚠	831120001800	PTC DUO B59709-T60-A110
R 22504	870004912100	KSW 0411 100 KOHM 5%
R 22506 ⚠	870022905700	KSW NB 0207 220 OHM 5%
R 40502 ⚠	873229600900	DRW 6,5 2,2 OHM 10%
R 50507	876642460400	MSW 0207 1,3 OHM 1%
R 50508	876642460400	MSW 0207 1,3 OHM 1%
R 50526 ⚠	870042900500	KSW NB 0207 1,5 OHM 5%
R 50529 ⚠	876635705300	MSW 0414 150 OHM 5%
R 52501 ⚠	870532901700	MOW 0411 4,7 OHM 5%
R 52503 ⚠	873023923900	DRW SI ST7 3W 39 OHM 5%

ÄNDERUNGEN VORBEHALTEN / SUBJECT TO ALTERATION

POS. NR. POS. NO.	MATERIAL-NR. PART NUMBER	BEZEICHNUNG DESCRIPTION
R 52505 ⚠	870536901700	MOW 0617 4,7 OHM 5% LI
R 52506 ⚠	870536901700	MOW 0617 4,7 OHM 5% LI
R 53508 ⚠	870042909700	KSW NB 0207 10 KOHM 5% ST
R 53511	870522702100	MOW 0411 6,8 OHM 5%
R 53516 ⚠	873028002100	DRW SI S11 7W 6,8 OHM 5%
R 53521 ⚠	870536906300	MOW 0617 390 OHM 5% LI
R 54501 ⚠	873500303300	DRW 0,75W 0,33 OHM 10%
R 54511 ⚠	873500303300	DRW 0,75W 0,33 OHM 10%
R 55512 ⚠	870536906500	MOW 0617 470 OHM 5% LI
R 55514 ⚠	870123081700	NKS 3 4,7 OHM 5%
R 60502	870006935600	KSW 0617 3 MOHM 2%
R 60504	870006934100	KSW 0617 680 KOHM 2%
R 60508	873506730100	DRW 7 15 KOHM 10% STANDB.
R 60512	870004903200	KSW 0411 20 OHM 5%
R 60528	876504414100	MSW 0411 680 KOHM 5%
R 60801	876521212700	MSW 0411 180 KOHM 5%
R 60802 ⚠	831140107400	VDR SIOV-S07K385GS3
R 60803 ⚠	870042904500	KSW NB 0207 68 OHM 5%
R 60804 ⚠	870042900100	KSW NB 0207 1 OHM 5%
R 61508	879005005400	ESTR.SK10-A 22 KOHM LIN
R 61512 ⚠	870042904900	KSW NB 0207 100 OHM 5% ST
R 61518	870522732100	MOW 0411 100 KOHM 10%
R 61527 ⚠	870536930100	MOW 0617 15 KOHM 10% LI
R 61533	873506404900	DRW 4 100 OHM 5% STANDB.1
R 62501 ⚠	876504914500	MSW SI 0414 1 MOHM 5% VDE
R 62502	831100501700	NTC 4,7 OHM 30% S237/S234
R 62503	831140127500	VDR SIOV-S14K275E2S11M5
R 62549 ⚠	876634915500	MSW SI 0414 2,7 MOHM 5%
SI 52501 ⚠	831561202700	SI LOET T315MA 250V
SI 60501 ⚠	831562000300	SI 5X20 T2A L 250V
SI 61521 ⚠	831562022500	SI LOET T2A 250V
SI 61524 ⚠	831562102700	SI LOET T2,5A 250V
SI 61538 ⚠	831561820000	SI LOET T1A 250V
SI 61561 ⚠	831562022500	SI LOET T2A 250V
SI 61566 ⚠	831562022500	SI LOET T2A 250V
SI 62501 ⚠	831562250300	SI 5X20 T3,15A H 250V
T 50528	830221054400	TRANS BD544B/ BD538
T 50529	830221054300	TRANS BD543B/ BD537
T 52503	830221068200	TRANS.BD 679A
T 53501	830262533100	TRANS 2SC5331
T 60506	830263829900	TRANS 2SK2699
T 64016	830328763900	TRANS.BC 639
T 64110	830320554800	TRANS BC548B/ BC547B
TC 22503	831001000800	TRIAC BTB08-600CW
TR 52501	092468679700	UEBERTRAGER TRANSFORMER
TR 53500 ⚠	292016800601	DIODEN-SPLIT TRAFO DIODE SPLIT TRANSFORMER
TR 60500 ⚠	292015849702	SPERRWANDLERTRAFO SPERRWANDLERTRAFO
TR 60800 ⚠	292016249700	SPERRWANDLERTRAFO E16/5 SPERRWANDLERTRAFO
TR 64001	292014499700	FOKUSSIERUNGSUEBERTRAGER FOCUSING TRANSFORMER

POS. NR. POS. NO.	MATERIAL-NR. PART NUMBER	BEZEICHNUNG DESCRIPTION

Es gelten die Vorschriften und Sicherheitshinweise gemäß dem Service Manual "Sicherheit", Mat.-Nummer 720108000000, sowie zusätzlich die eventuell abweichenden, landesspezifischen Vorschriften!

⚠ (!)

The regulations and safety instructions shall be valid as provided by the "Safety" Service Manual, part number 720108000000, as well as the respective national deviations.

ÄNDERUNGEN VORBEHALTEN / SUBJECT TO ALTERATION

GRUNDIG

Ersatzteilliste
Spare Parts List

TV

9 / 2001

CHASSIS-FS-STEREO CUC 1838 DIGI 100
CHASSIS TV STEREO CUC 1838 DIGI 100

MATERIAL-NR. / PART NO.: 297040114800

POS. NR. POS. NO.	ABB. FIG.	MATERIAL-NR. PART NUMBER	ANZ. QTY.	BEZEICHNUNG (D)	DESCRIPTION (GB)
		297040114800		CHASSIS-FS-STEREO CUC 1838 DIGI 100 KEIN E-TEIL	CHASSIS TV STEREO CUC 1838 DIGI 100 NO SPARE PART
0100.000		295042622100	X	BAUSTEIN SIGNAL/ZF+TUNER	MODULE SIGNAL/IF+TUNER
0216.000		297033571100		TASTSCHALTER PROGRAMM +	KEY SWITCH PROGRAMME +
0216.000		297033571100		TASTSCHALTER PROGRAMM -	KEY SWITCH PROGRAMME -KEY SWITCH
0216.000		297033571100		TASTSCHALTER LAUTSTAERKE +	KEY SWITCH VOLUME +
0216.000		297033571100		TASTSCHALTER LAUTSTAERKE +	KEY SWITCH VOLUME +
0240.000		293031689401		CINCH-BUCHSE 3-FACH FBAS/NF L,R	CINCH SOCKET 3 FOLD FBAS/AF L,R
0241.000		293033904200		KOPFHOERERBUCHSE 3,5mm O.SCHALTER	HEADPHONE SOCKET 3,5mm W/O SWITCH
0400.000		295042032100	X	BAUSTEIN FEATURE	MODULE FEATURE
0450.000		297006520103		HALTER BAUSTEIN	HOLDER MODULE
1000.000	⚠	096211130206	4	SICHERUNGSHALTER SI60501/62501	FUSE HOLDER SI60501/62501
2000.000	⚠	297033910100		NETZSCHALTER O.WISCHER	POWER SWITCH W/O WIPER
2200.000	⚠	293033996601		NETZ EINBAUGERAETESTECKER	APPLIANCE PLUG W.WIRE (RL
2405.000		293031530107	2	MONTAGECLIP T53501/60506	MOUNTING CLIP T53501/60506
2420.000		293031530208		MONTAGECLIP IC40510	MOUNTING CLIP IC40510
2425.000		293031531208	8	MONTAGECLIP D53571/53572/60506/61516 D61521/61524/T50528/50529	MOUNTING CLIP D53571/53572/60506/61516 D61521/61524/T50528/50529
2445.000		293031531605		MONTAGECLIP T52503	MOUNTING CLIP T52503
2450.000		293031531802	2	MONTAGECLIP D61521/IC50510	MOUNTING CLIP D61521/IC50510
2460.000		293031561600	2	ISOLIERUNG D60019/60021	INSULATING D60019/60021
2465.000		293031561700	2	ISOLIERUNG D60019/60021	INSULATION D60019/60021
2468.000		293031561800		FOLIE WAERMELEITEND D60506	FOIL HEAT CONDUCTING D60506
2470.000		293031562000	7	FOLIE WAERMELEITEND D61516/61521/ 61524/IC50510/T50528/50529/52503	FOIL HEAT CONDUCTING D61516/61521/ 61524/IC50510/T50528/50529/52503
2480.000		293031562100	2	FOLIE WAERMELEITEND D53571/53572	FOIL HEAT CONDUCTING D53571/53572
2485.000		293031562300		FOLIE WAERMELEITEND T53501	FOIL HEAT CONDUCTING T53501
2490.000		293031562800	2	FOLIE WAERMELEITEND D60019/60021	FOIL HEAT CONDUCTING D60019/60021
2495.000		293031563301		FOLIE WAERMELEITEND T60506	FOIL HEAT CONDUCTING T60506
				X = SIEHE GESONDERTE E-LISTE WW. = WAHLWEISE	X = SEE SEPARATE PARTS LIST WW. = OPTIONAL

POS. NR. POS. NO.	MATERIAL-NR. PART NUMBER	BEZEICHNUNG DESCRIPTION
C 40502	845299615000	ELKO 2200UF 20% 25V
C 50512	845299614700	ELKO 1000UF 20% 25V
C 50526	845299614700	ELKO 1000UF 20% 25V
C 53571	851591471900	FOKO FKP1 0,012UF 3,5% 2000V
C 60506	865006704600	KERKO HV C 100PF 20% 1KV
C 60509	851591104000	FOKO FKP1 220PF 10% 1600V
C 60512	865008111100	KERKO HV C 270PF 20% 2KV
C 60519	865006704600	KERKO HV C 100PF 20% 1KV
C 60521	865006704600	KERKO HV C 100PF 20% 1KV
C 60523	865008112500	KERKO HV C 1000PF 20% 1KV
C 60524	865008112500	KERKO HV C 1000PF 20% 1KV
C 60526	865008112500	KERKO HV C 1000PF 20% 1KV
C 60527	865008112500	KERKO HV C 1000PF 20% 1KV
C 60528 ⚠	844330315000	ELKO SNT #3 150UF 20% 450V
C 60529 ⚠	851179301800	FOKO MP3 0,1UF 20% 275V
C 60801	865006703100	KERKO HV C 47PF 20% 2KV
C 60802	865008112500	KERKO HV C 1000PF 20% 1KV

POS. NR. POS. NO.	MATERIAL-NR. PART NUMBER	BEZEICHNUNG DESCRIPTION
C 61511	865006704600	KERKO HV C 100PF 20% 1KV
C 61512	865006704600	KERKO HV C 100PF 20% 1KV
C 61521	865006704600	KERKO HV C 100PF 20% 1KV
C 61522	845209705500	ELKO #16 600/680UF +50-20 63V
C 61524	865006704600	KERKO HV C 100PF 20% 1KV
C 61561	865006704600	KERKO HV C 100PF 20% 1KV
C 61562	845209701500	ELKO #39 1000UF +50-20% 25V
C 61563	845209701500	ELKO #39 1000UF +50-20% 25V
C 61566	865006704600	KERKO HV C 100PF 20% 1KV
C 62501 ⚠	851179304700	FOKO MP3/KT 0,47UF20% 275V
C 62502 ⚠	851179304700	FOKO MP3/KT 0,47UF20% 275V
C 62521 ⚠	866009823400	KERKO SI 1000PF 20% 400V
C 62548 ⚠	866009823800	KERKO SI 2200PF 20% 400V
C 62549 ⚠	866009823400	KERKO SI 1000PF 20% 400V
CD 21501	833050414800	MELF DIODE MCL4148
CD 21502	833050414800	MELF DIODE MCL4148

ÄNDERUNGEN VORBEHALTEN / SUBJECT TO ALTERATION

POS. NR. POS. NO.	MATERIAL-NR. PART NUMBER	BEZEICHNUNG DESCRIPTION
CD 21503	833050414800	MELF DIODE MCL4148
CD 21506	832531310300	MELF DIODE BAV103
CD 21666	833050414800	MELF DIODE MCL4148
CD 40536	833050414800	MELF DIODE MCL4148
CD 52503	833050414800	MELF DIODE MCL4148
CD 53519	833050414800	MELF DIODE MCL4148
CD 55503	830945504400	MELF Z-DIODE 4,3B 0,5W
CD 55504	833050414800	MELF DIODE MCL4148
CD 57501	833050414800	MELF DIODE MCL4148
CD 57503	833050414800	MELF DIODE MCL4148
CD 57504	833050414800	MELF DIODE MCL4148
CD 57506	830945515000	MELF Z-DIODE 15VB 0,5W
CD 58501	833050414800	MELF DIODE MCL4148
CD 58504	833050414800	MELF DIODE MCL4148
CD 58507	830945502800	MELF Z-DIODE 2,7B 0,5W
CD 58511	833050414800	MELF DIODE MCL4148
CD 58512	833050414800	MELF DIODE MCL4148
CD 58521	833050414800	MELF DIODE MCL4148
CD 58522	833050414800	MELF DIODE MCL4148
CD 60811	833050414800	MELF DIODE MCL4148
CD 60812	832561034100	SMD DIODE STPS340U
CD 61528	832538430100	SMD Z-DIODE BZX84B30
CD 61538	832561034100	SMD DIODE STPS340U
CD 61548	832561034100	SMD DIODE STPS340U
CD 61558	832561034100	SMD DIODE STPS340U
CD 70501	830945505100	MELF-Z DIODE 5,1C 0,5W
CD 85513	830945505200	MELF-Z DIODE 5,1B 0,5W
CIC 21660	830598600000	SMD IC 74LV00
CL 60504	810498233100	SMD DAEMPF-PERLE 0805 BLM
CT21670	830100484800	SMD TRANS BC848B/BC847B
CT40531	830100484800	SMD TRANS BC848B/BC847B
CT40591	830100484800	SMD TRANS BC848B/BC847B
CT44515	830100484800	SMD TRANS BC848B/BC847B
CT57506	830100484800	SMD TRANS BC848B/BC847B
CT58512	830100484800	SMD TRANS BC848B/BC847B
CT61585	830100484800	SMD TRANS BC848B/BC847B
CT85505	830100385800	SMD TRANS BC858B/BC857B
CT85510	830100385800	SMD TRANS BC858B/BC857B
D 21512	830921502000	DIODE 1N4004
D 40532	830921504500	DIODE 1N4148
D 50513	830951627200	DIODE BYV27/200
D 52506	830921502000	DIODE 1N4004
D 53508	830920100500	DIODE BA157
D 53519	830970900300	Z DIODE ZY51
D 53571	830920435900	DIODE BY359 1500
D 53572	830920423000	DIODE BY 229-600
D 54501	830920100500	DIODE BA157
D 54511	830920100500	DIODE BA157
D 55512	830972033300	Z DIODE 33C 0,5W
D 60019	830919780700	DIODE STTA806D
WW.	830919780600	DIODE STTA806DI
D 60021	830919780700	DIODE STTA806D
WW.	830919780600	DIODE STTA806DI
D 60506 ⚠	830982088000	DIODE MUR880
D 60512	830951675400	DIODE BYT53B
D 60523	830856038400	GLR.SKB380C1500
D 61503	830972009900	Z DIODE 10B 0,5W
D 61511	830951603800	DIODE BYV38
D 61512	830951603800	DIODE BYV38
D 61516 ⚠	830951679800	DIODE BYT 08 P-1000
D 61521 ⚠	830919682000	DIODE STPR820D
D 61524 ⚠	830919682000	DIODE STPR820D
D 61533	830920100500	DIODE BA157
D 61561 ⚠	830951717200	DIODE BYW172D
D 61562	830921502000	DIODE 1N4004
D 61563	830921502000	DIODE 1N4004

POS. NR. POS. NO.	MATERIAL-NR. PART NUMBER	BEZEICHNUNG DESCRIPTION
D 61566 ⚠	830951717200	DIODE BYW172D
D 61567	830921502000	DIODE 1N4004
D 61568	830921502000	DIODE 1N4004
D 85501	830998411600	LE-DIODE L-115WEGW
IC 40510	830536729700	IC TDA7297
IC 50510	830512597900	IC STV9379A
IC 55510	830533814500	IC TDA8145
IC 58510	830520439300	IC LM393P
IC 60510	830533464600	IC TDA16846
IC 60801	830547025300	IC TNY253
IC 60817	830546543100	IC TS431IZ-AP
IC 61510	830520435700	IC LM358N
IC 61535	830520497800	IC L4978
IC 61545	830520497800	IC L4978
IC 61555	830520497800	IC L4978
IC 84501	830546123600	IC TSOP1236
L 53501	810498205600	FERRITPERLE HF70 BTL 3,5X
L 53502	810498205600	FERRITPERLE HF70 BTL 3,5X
L 53503	810498205600	FERRITPERLE HF70 BTL 3,5X
		FERRITE BEAD
L 53511	814050524900	DR A AX-GA 10UH 10%
L 53512	092401140400	DROSSEL 1,5 MH
		CHOKE
L 53521	292031259700	LINEARITAETSREGLER
		LINEARITY CONTROL
L 53574	092468596601	BRUECKENSPULE M.KERN
		BRIDGE COLI W.CORE
L 55514	092458160100	O/W AUSKOPPELSPULE
		E/W COUPLING COIL
L 60506	810498208100	FERRITPERLE 0,676UH
L 60507	810498208000	FERRITPERLE 0,676UH 57205
L 60518	810498208000	FERRITPERLE 0,676UH 57205
		FERRITE BEAD
L 60528 ⚠	292017119700	SPEICHERDROSSEL
		STORAGE CHOKE
L 60812	814052499200	SIEB-DR 10UH 15% 7608
		FILTER CHOKE
L 61511	810498201400	DAEMPF-PERLE 433003038102
L 61514	810498201400	DAEMPF-PERLE 433003038102
L 61521	810498201400	DAEMPF-PERLE 433003038102
L 61524	810498201400	DAEMPF-PERLE 433003038102
		DAMPING BEAD
L 61527	814052499200	SIEB-DR 10UH 15%
L 61538	814052499500	SIEB-DR 330UH 7608
		FILTER CHOKE
L 61548	814052105900	SPEICHER-DR 59UH
L 61548	814052106800	SPEICHER-DR 67UH
		STORAGE CHOKE
L 61549	814052499200	SIEB-DR 10UH 15% 7608
		FILTER CHOKE
L 61558	814052106700	SPEICHER-DR
L 61558	814052105900	SPEICHER-DR 59UH 2,5A
L 61558	814052106800	SPEICHER-DR 67UH
		STORAGE CHOKE
L 61561	810498201400	DAEMPF-PERLE 433003038102
L 61566	810498201400	DAEMPF-PERLE 433003038102
		DAMPING BEAD
L 62501 ⚠	295008359700	ENTSTOER-DR 2X22MH
		INTERFERENCE CHOKE
L 62527	814052540600	BREITBAND-DR 433003038083
		WIDE BAND CHOKE
OK 22505 ⚠	830600036200	OPTOKOPPLER TLP3063
OK 22505 ⚠	830600024200	OPTOKOPPLER IL4216-X001
OK 60531 ⚠	830600001200	OPTOKOPPLER CNY17F1
OK 60546 ⚠	830600001200	OPTOKOPPLER CNY17F1
OK 60805 ⚠	830600061500	OPTOKOPPLER SFH615A-2
		OPTO COUPLER

ÄNDERUNGEN VORBEHALTEN / SUBJECT TO ALTERATION

POS. NR. POS. NO.	MATERIAL-NR. PART NUMBER	BEZEICHNUNG DESCRIPTION
R 21512	870000754900	KSW 0207 1,5 MOHM 5%
R 21521 ⚠	870532901800	MOW 0411 5,1 OHM 5%
R 22501 ⚠	831120001800	PTC DUO B59709-T60-A110
R 22506 ⚠	870022905700	KSW NB 0207 220 OHM 5%
R 40502 ⚠	873229600900	DRW 6,5 2,2 OHM 10%
R 50507	876642460400	MSW 0207 1,3 OHM 1%
R 50508	876642460400	MSW 0207 1,3 OHM 1%
R 50526 ⚠	870042900500	KSW NB 0207 1,5 OHM 5%
R 50529 ⚠	876635705300	MSW 0414 150 OHM 5%
R 52501 ⚠	870532901700	MOW 0411 4,7 OHM 5%
R 52503 ⚠	873023923900	DRW SI ST7 3W 39 OHM 5%
R 52505 ⚠	870536901700	MOW 0617 4,7 OHM 5%
R 52506 ⚠	870536901700	MOW 0617 4,7 OHM 5%
R 53516 ⚠	873028002100	DRW SI S11 7W 6,8 OHM 5%
R 53521 ⚠	870536906300	MOW 0617 390 OHM 5%
R 54501 ⚠	873500303300	DRW 0,75W 0,33 OHM 10%
R 54511 ⚠	873500303300	DRW 0,75W 0,33 OHM 10%
R 55512 ⚠	870536906500	MOW 0617 470 OHM 5%
R 55514 ⚠	870123081700	NKS 3 4,7 OHM 5%
R 58501	876519810400	MSW 0207 20 KOHM 1%
R 58524	870001134500	KSW 0204 1 MOHM 5%
R 60502	870006935600	KSW 0617 3 MOHM 2%
R 60508	873506730100	DRW 7 15 KOHM 10%
R 60512	870004903200	KSW 0411 20 OHM 5%
R 61508	879005005400	ESTR.SK10-A 22 KOHM LIN
R 61527 ⚠	870536930100	MOW 0617 15 KOHM 10%
R 61533	873506404900	DRW 4 100 OHM 5%
R 62501 ⚠	876504914500	MSW SI 0414 1 MOHM 5%
R 62502	831100501700	NTC 4,7 OHM 30%
R 62503	831140127500	VDR SIOV-S14K275E2S11M5
R 62549 ⚠	876634915500	MSW SI 0414 2,7 MOHM 5%
SI 52501 ⚠	831561202700	SI LOET T315MA 250V
SI 60501 ⚠	831562000300	SI 5X20 T2A L 250V
SI 61521 ⚠	831562022500	SI LOET T2A 250V
SI 61524 ⚠	831562102700	SI LOET T2,5A 250V
SI 61538 ⚠	831561820000	SI LOET T1A 250V
SI 61561 ⚠	831562022500	SI LOET T2A 250V
SI 61566 ⚠	831562022500	SI LOET T2A 250V
SI 62501 ⚠	831562250300	SI 5X20 T3,15A H 250V
T 21511	830340129900	TRANS BF299G
T 50528	830221054400	TRANS BD544B
T 50529	830221054300	TRANS BD543B
T 52503	830221068200	TRANS BD679A
T 53501	830262533100	TRANS 2SC5331
T 60506	830263829900	TRANS 2SK2699
TC 22503	831001000800	TRIAC BTB08-600CW F17
TR 52501	092468679700	UEBERTRAGER
		TRANSFORMER DRIVER
TR 53500 ⚠	292016800601	DIODEN-SPLIT TRAFO
		TRANSFORMER DIODE SPLIT
TR 60500 ⚠	292015849702	SPERRWANDLERTRAFO
		B.O.TYPE CONVERTER
		TRANSFORMER
TR 60800 ⚠	292016249700	SPERRWANDLERTRAFO STAND BY
		B.O.TYPE CONVERTER
		TRANSFORMER STAND BY

POS. NR. POS. NO.	MATERIAL-NR. PART NUMBER	BEZEICHNUNG DESCRIPTION

Es gelten die Vorschriften und Sicherheitshinweise gemäß dem Service Manual "Sicherheit", Mat.-Nummer 720108000000, sowie zusätzlich die eventuell abweichenden, landesspezifischen Vorschriften!

⚠ (!)

The regulations and safety instructions shall be valid as provided by the "Safety" Service Manual, part number 720108000000, as well as the respective national deviations.

ÄNDERUNGEN VORBEHALTEN / SUBJECT TO ALTERATION

GRUNDIG

Ersatzteilliste
Spare Parts List

TV

9 / 2001

CHASSIS-FS-STEREO DIGI 100 CUC 1838
CHASSIS TV STEREO DIGI 100 CUC 1838

MATERIAL-NR. / PART NO.: 297040114900

POS. NR. POS. NO.	ABB. FIG.	MATERIAL-NR. PART NUMBER	ANZ. QTY.	BEZEICHNUNG (D)	DESCRIPTION (GB)
		297040114900		CHASSIS-FS-STEREO DIGI 100 CUC 1838 KEIN E-TEIL	CHASSIS TV STEREO DIGI 100 CUC 1838 NO SPARE PART
0100.000		295042022100	X	BAUSTEIN SIGNAL/ZF+TUNER	MODULE SIGNAL/IF+TUNER
0215.000		295017660102		TASTENSATZ PROGRAMM/LAUTSTAERKE	KEY SET PROGRAMME/VOLUME
0216.000		297033571100		TASTSCHALTER PROGRAMM +	KEY SWITCH PROGRAMME +
0216.000		297033571100		TASTSCHALTER PROGRAMM -	KEY SWITCH PROGRAMME -
0216.000		297033571100		TASTSCHALTER LAUTSTAERKE +	KEY SWITCH VOLUME +
0216.000		297033571100		TASTSCHALTER LAUTSTAERKE -	KEY SWITCH VOLUME -
0240.000		293031680503		CINCH-BUCHSE 3-FACH FBAS/NF L,R	CINCH SOCKET 3 FOLD FBAS/AF L,R
0241.000		293033904200		KOPFHOERERBUCHSE 3,5mm O.SCHALTER	HEADPHONE SOCKET 3,5mm W/O SWITCH
0400.000		295042032100	X	BAUSTEIN FEATURE	MODULE FEATURE
0450.000		297006520103		HALTER BAUSTEIN	HOLDER MODULE
1000.000	⚠	096211130206	4	SICHERUNGSHALTER SI60501/62501	FUSE HOLDER SI60501/62501
2000.000	⚠	297033910100		NETZSCHALTER O.WISCHER	POWER SWITCH W/O WIPER
2200.000	⚠	293033996601		NETZ EINBAUGERAETESTECKER	APPLIANCE PLUG
2405.000		293031530107	2	MONTAGECLIP T53501/60506	MOUNTING CLIP T53501/60506
2420.000		293031530208		MONTAGECLIP IC40510	MOUNTING CLIP IC40510
2425.000		293031531208	8	MONTAGECLIP D53571/53572/60506/61516 D61521/61524/T50528/50529	MOUNTING CLIP D53571/53572/60506/61516 D61521/61524/T50528/50529
2445.000		293031531605		MONTAGECLIP T52503	MOUNTING CLIP T52503
2450.000		293031531802	2	MONTAGECLIP D61521/IC50510	MOUNTING CLIP D61521/IC50510
2460.000		293031561600	2	ISOLIERUNG D60019/60021	INSULATING D60019/60021
2465.000		293031561700		ISOLIERUNG D60019/60021	INSULATION D60019/60021
2468.000		293031561800		FOLIE WAERMELEITEND D60506	FOIL HEAT CONDUCTING D60506
2470.000		293031562000	7	FOLIE WAERMELEITEND D61516/61521/ 61524/IC50510/T50528/50529/52503	FOIL HEAT CONDUCTING D61516/61521/ 61524/IC50510/T50528/50529/52503
2480.000		293031562100	2	FOLIE WAERMELEITEND D53571/53572	FOIL HEAT CONDUCTING D53571/53572
2485.000		293031562300		FOLIE WAERMELEITEND T53501	FOIL HEAT CONDUCTING
2490.000		293031562800	2	FOLIE WAERMELEITEND D60019/60021	FOIL HEAT CONDUCTING D60019/60021
2495.000		293031563301		FOLIE WAERMELEITEND T60506	FOIL HEAT CONDUCTING T60506

X = SIEHE GESONDERTE E-LISTE
WW. = WAHLWEISE

X = SEE SEPARATE PARTS LIST
WW. = OPTIONAL

POS. NR. POS. NO.	MATERIAL-NR. PART NUMBER	BEZEICHNUNG DESCRIPTION
C 40502	845299615000	ELKO 2200UF 20% 25V
C 50512	845299614700	ELKO 1000UF 20% 25V
C 50526	845299614700	ELKO 1000UF 20% 25V
C 53512	851591160200	FOKO FKP1 142PF 2,5% 2000V
C 53571	851591471900	FOKO FKP1 0,012UF 3,5% 2000V
C 60506	865006704600	KERKO HV C 100PF 20% 1KV
C 60509	851591104000	FOKO FKP1 220PF 10% 1600V
C 60512	865008111100	KERKO HV C 270PF 20% 2KV
C 60518	851591140300	FOKO FKP1 0,01UF 5% 1250V
C 60519	865006704600	KERKO HV C 100PF 20% 1KV
C 60521	865006704600	KERKO HV C 100PF 20% 1KV
C 60523	865008112500	KERKO HV C 1000PF 20% 1KV
C 60524	865008112500	KERKO HV C 1000PF 20% 1KV
C 60526	865008112500	KERKO HV C 1000PF 20% 1KV
C 60527	865008112500	KERKO HV C 1000PF 20% 1KV

POS. NR. POS. NO.	MATERIAL-NR. PART NUMBER	BEZEICHNUNG DESCRIPTION
C 60528	844330315000	ELKO SNT #3 150UF 20% 450V
C 60529 ⚠	851179301800	FOKO MP3 0,1UF 20% 275V
C 60801	865006703100	KERKO HV C 47PF 20% 2KV
C 60802	865008112500	KERKO HV C 1000PF 20% 1KV
C 61511	865006704600	KERKO HV C 100PF 20% 1KV
C 61512	865006704600	KERKO HV C 100PF 20% 1KV
C 61514	851591103800	FOKO FKP1 100PF 10% 1600V
C 61521	865006704600	KERKO HV C 100PF 20% 1KV
C 61522	845209705500	ELKO #16 600/680UF +50-20% 63V
C 61524	865006704600	KERKO HV C 100PF 20% 1KV
C 61561	865006704600	KERKO HV C 100PF 20% 1KV
C 61562	845209701500	ELKO #39 1000UF +50-20% 25V
C 61563	845209701500	ELKO #39 1000UF +50-20% 25V
C 61566	865006704600	KERKO HV C 100PF 20% 1KV
C 62501 ⚠	851179304700	FOKO MP3/KT 0,47UF20% 275V

ÄNDERUNGEN VORBEHALTEN / SUBJECT TO ALTERATION

POS. NR. POS. NO.	MATERIAL-NR. PART NUMBER	BEZEICHNUNG DESCRIPTION
C 62502 ⚠	851179304700	FOKO MP3/KT 0,47UF20% 275V
C 62521 ⚠	866009823400	KERKO SI 1000PF 20% 400V
C 62548 ⚠	866009823800	KERKO SI 2200PF 20% 400V
C 62549 ⚠	866009823400	KERKO SI 1000PF 20% 400V
CD 21501	833050414800	MELF DIODE MCL4148
CD 21502	833050414800	MELF DIODE MCL4148
CD 21503	833050414800	MELF DIODE MCL4148
CD 21506	832531310300	MELF DIODE BAV103
CD 21666	833050414800	MELF DIODE MCL4148
CD 40536	833050414800	MELF DIODE MCL4148
CD 52503	833050414800	MELF DIODE MCL4148
CD 53519	833050414800	MELF DIODE MCL4148
CD 55503	830945504400	MELF Z-DIODE 4,3B 0,5W
CD 55504	833050414800	MELF DIODE MCL4148
CD 57501	833050414800	MELF DIODE MCL4148
CD 57503	833050414800	MELF DIODE MCL4148
CD 57504	833050414800	MELF DIODE MCL4148
CD 57506	830945515000	MELF Z-DIODE 15VB 0,5W
CD 58501	833050414800	MELF DIODE MCL4148
CD 58504	833050414800	MELF DIODE MCL4148
CD 58507	830945502800	MELF Z-DIODE 2,7B 0,5W
CD 58511	833050414800	MELF DIODE MCL4148
CD 58512	833050414800	MELF DIODE MCL4148
CD 58521	833050414800	MELF DIODE MCL4148
CD 58522	833050414800	MELF DIODE MCL4148
CD 60811	833050414800	MELF DIODE MCL4148
CD 60812	832561034100	SMD DIODE STPS340U
CD 61528	832538430100	SMD Z-DIODE BZX84B30
CD 61538	832561034100	SMD DIODE STPS340U
CD 61548	832561034100	SMD DIODE STPS340U
CD 61558	832561034100	SMD DIODE STPS340U
CD 70501	830945505100	MELF-Z DIODE 5,1C 0,5W
CD 85513	830945505200	MELF-Z DIODE 5,1B 0,5W
CIC21660	830598600000	SMD IC 74LV00
CL 60504	810498233100	SMD DAEMPF-PERLE 0805 BLM
CT 21670	830100484800	SMD TRANS BC848B/BC847B
CT 40531	830100484800	SMD TRANS BC848B/BC847B
CT 40591	830100484800	SMD TRANS BC848B/BC847B
CT 44515	830100484800	SMD TRANS BC848B/BC847B
CT 57506	830100484800	SMD TRANS BC848B/BC847B
CT 58512	830100484800	SMD TRANS BC848B/BC847B
CT 61585	830100484800	SMD TRANS BC848B/BC847B
CT 85505	830100385800	SMD TRANS BC858B/BC857B
CT 85510	830100385800	SMD TRANS BC858B/BC857B
D 21512	830921502000	DIODE 1N4004
D 40532	830921504500	DIODE 1N4148
D 50513	830951627200	DIODE BYV27/200
D 52506	830921502000	DIODE 1N4004
D 53508	830920100500	DIODE BA157
D 53519	830970900300	Z DIODE ZY51
D 53571	830920435900	DIODE BY359 1500
D 53572	830920423000	DIODE BY229-600
D 54501	830920100500	DIODE BA157
D 54511	830920100500	DIODE BA157
D 55512	830972033300	Z DIODE 33C 0,5W
D 60019	830919780700	DIODE STTA806D
WW.	830919780600	DIODE STTA806DI
D 60021	830919780700	DIODE STTA806D
WW.	830919780600	DIODE STTA806DI
D 60506 ⚠	830982088000	DIODE MUR880
D 60512	830951675400	DIODE BYT53B
D 60523	830856038400	GLR.SKB380C1500
D 61503	830972009900	Z DIODE 10B 0,5W
D 61511	830951603800	DIODE BYV38
D 61512	830951603800	DIODE BYV38

POS. NR. POS. NO.	MATERIAL-NR. PART NUMBER	BEZEICHNUNG DESCRIPTION
D 61516 ⚠	830951679800	DIODE BYT08 P-1000
D 61521 ⚠	830919682000	DIODE STPR820D
D 61524 ⚠	830919682000	DIODE STPR820D
D 61533	830920100500	DIODE BA157
D 61561 ⚠	830951717200	DIODE BYW172D
D 61562	830921502000	DIODE 1N4004
D 61563	830921502000	DIODE 1N4004
D 61566 ⚠	830951717200	DIODE BYW172D
D 61567	830921502000	DIODE 1N4004
D 61568	830921502000	DIODE 1N4004
D 85501	830998411600	LE-DIODE L-115WEGW
IC 40510	830536729700	IC TDA7297
IC 50510	830512597900	IC STV9379A
IC 55510	830533814500	IC TDA8145
IC 58510	830520439300	IC LM393P
IC 60510	830533464600	IC TDA16846
IC 60801	830547025300	IC TNY253
IC 60817	830546543100	IC TS431IZ-AP
IC 61510	830520435700	IC LM358N
IC 61535	830520497800	IC L4978
IC 61545	830520497800	IC L4978
IC 61555	830520497800	IC L4978
IC 84501	830546123600	IC TSOP1236
L 53501	810498205600	FERRITPERLE HF70 BTL 3,5X
L 53502	810498205600	FERRITPERLE HF70 BTL 3,5X
L 53503	810498205600	FERRITPERLE HF70 BTL 3,5X FERRITE BEAD
L 53511	814050524900	DR A AX-GA 10UH 10%
L 53512	092401140400	DROSSEL 1,5 MH/CHOKE
L 53521	292031259700	LINEARITAETSREGLER LINEARITY CONTROL
L 53574	092468596601	BRUECKENSPULE M.KERN BRIDGE COIL W.CORE
L 55514	092458160100	O/W AUSKOPPELSPULE E/W COUPLING COIL
L 60506	810498208100	FERRITPERLE 0,676UH
L 60507	810498208000	FERRITPERLE 0,676UH 57205
L 60518	810498208000	FERRITPERLE 0,676UH 57205 FERRITE BEAD
L 60528 ⚠	292017119700	SPEICHERDROSSEL STORAGE CHOKE
L 60812	814052499200	SIEB-DR 10UH 15% 7608 FILTER CHOKE
L 61511	810498201400	DAEMPF-PERLE 433003038102
L 61514	810498201400	DAEMPF-PERLE 433003038102
L 61521	810498201400	DAEMPF-PERLE 433003038102
L 61524	810498201400	DAEMPF-PERLE 433003038102 DAMPING BEAD
L 61527	814052499200	SIEB-DR 10UH 15% 7608
L 61538	814052499500	SIEB-DR 330UH 7608 FILTER CHOKE
L 61548	814052106800	SPEICHER-DR 67UH
L 61548	814052105900	SPEICHER-DR 59UH STORAGE CHOKE
L 61549	814052499200	SIEB-DR 10UH 15% 7608 FILTER CHOKE
L 61558	814052105900	SPEICHER-DR 59UH
L 61558	814052106700	SPEICHER-DR EF16 67UH
L 61558	814052106800	SPEICHER-DR 67UH STORAGE CHOKE
L 61561	810498201400	DAEMPF-PERLE 433003038102
L 61566	810498201400	DAEMPF-PERLE 433003038102 DAMPING BEAD
L 62501 ⚠	295008359700	ENTSTOER-DR 2X22MH INTERFERENCE CHOKE
L 62527	814052540600	BREITBAND-DR 433003038083 WIDE BAND CHOKE

ÄNDERUNGEN VORBEHALTEN / SUBJECT TO ALTERATION

POS. NR. POS. NO.		MATERIAL-NR. PART NUMBER	BEZEICHNUNG DESCRIPTION
OK 22505	⚠	830600036200	OPTOKOPPLER TLP3063
OK 22505	⚠	830600024200	OPTOKOPPLER IL4216-X001
OK 60531	⚠	830600001200	OPTOKOPPLER CNY17F1
OK 60546	⚠	830600001200	OPTOKOPPLER CNY17F1
OK 60805	⚠	830600061500	OPTOKOPPLER SFH615A-2 OPTO COUPLER
R 21512		870000754900	KSW 0207 1,5 MOHM 5%
R 21521	⚠	870532901800	MOW 0411 5,1 OHM 5%
R 22501	⚠	831120001800	PTC DUO B59709-T60-A110
R 22506	⚠	870022905700	KSW NB 0207 220 OHM 5%
R 40502	⚠	873229600900	DRW 6,5 2,2 OHM 10%
R 50507		876642460400	MSW 0207 1,3 OHM 1%
R 50508		876642460400	MSW 0207 1,3 OHM 1%
R 50526	⚠	870042900500	KSW NB 0207 1,5 OHM 5%
R 50529	⚠	876635705300	MSW 0414 150 OHM 5%
R 52501	⚠	870532901700	MOW 0411 4,7 OHM 5%
R 52503	⚠	873023923900	DRW SI ST7 3W 39 OHM 5%
R 52505	⚠	870536901700	MOW 0617 4,7 OHM 5%
R 52506	⚠	870536901700	MOW 0617 4,7 OHM 5%
R 53508	⚠	870042909700	KSW NB 0207 10 KOHM 5%
R 53516	⚠	873028002100	DRW SI S11 7W 6,8 OHM 5%
R 53521	⚠	870536906300	MOW 0617 390 OHM 5%
R 54501	⚠	873500303300	DRW 0,75W 0,33 OHM 10%
R 54511	⚠	873500303300	DRW 0,75W 0,33 OHM 10%
R 55512	⚠	870536906500	MOW 0617 470 OHM 5%
R 55514	⚠	870123081700	NKS 3 4,7 OHM 5%
R 58501		876519810400	MSW 0207 20 KOHM 1%
R 58524		870001134500	KSW 0204 1 MOHM 5%
R 60502		870006935600	KSW 0617 3 MOHM 2%
R 60508		873506730100	DRW 7 15 KOHM 10%
R 60512		870004903200	KSW 0411 20 OHM 5%
R 60802		831140107400	VDR SIOV-S07K385GS3
R 60803	⚠	870042904500	KSW NB 0207 68 OHM 5%
R 60804	⚠	870042900100	KSW NB 0207 1 OHM 5%
R 61508		879005005400	ESTR.SK10-A 22 KOHM LIN
R 61512	⚠	870042904900	KSW NB 0207 100 OHM 5%
R 61527	⚠	870536930100	MOW 0617 15 KOHM 10%
R 61533		873506404900	DRW 4 100 OHM 5%
R 62501	⚠	876504914500	MSW SI 0414 1 MOHM 5%
R 62502		831100501700	NTC 4,7 OHM 30%
R 62503		831140127500	VDR SIOV-S14K275E2S11M5
R 62549	⚠	876634915500	MSW SI 0414 2,7 MOHM 5%
SI 52501	⚠	831561202700	SI LOET T315MA 250V
SI 60501	⚠	831562000300	SI 5X20 T2A L 250V
SI 61521	⚠	831562022500	SI LOET T2A 250V
SI 61524	⚠	831562102700	SI LOET T2,5A 250V
SI 61538	⚠	831561820000	SI LOET T1A 250V
SI 61561	⚠	831562022500	SI LOET T2A 250V
SI 61566	⚠	831562022500	SI LOET T2A 250V
SI 62501	⚠	831562250300	SI 5X20 T3,15A H 250V
T 21511		830340129900	TRANS BF299G
T 50528		830221054400	TRANS BD544B
T 50529		830221054300	TRANS BD543B
T 52503		830221068200	TRANS BD679A
T 53501		830262533100	TRANS 2SC5331
T 60506		830263829900	TRANS 2SK2699
TC 22503		831001000800	TRIAC BTB08-600CW F17

POS. NR. POS. NO.		MATERIAL-NR. PART NUMBER	BEZEICHNUNG DESCRIPTION
TR 52501	⚠	092468679700	UEBERTRAGER TRANSFORMER DRIVER
TR 53500	⚠	292016800601	DIODEN-SPLIT TRAFO TRANSFORMER DIODE SPLIT
TR 60500	⚠	292015849702	SPERRWANDLERTRAFO B.O.TYPE CONVERTER TRANSFORMER
TR 60800	⚠	292016249700	SPERRWANDLERTRAFO STAND BY B.O.TYPE CONVERTER TRANSFORMER STAND BY

Es gelten die Vorschriften und Sicherheitshinweise gemäß dem Service Manual "Sicherheit", Mat.-Nummer 720108000000, sowie zusätzlich die eventuell abweichenden, landesspezifischen Vorschriften!

⚠ (!)

The regulations and safety instructions shall be valid as provided by the "Safety" Service Manual, part number 720108000000, as well as the respective national deviations.

ÄNDERUNGEN VORBEHALTEN / SUBJECT TO ALTERATION

GRUNDIG

Ersatzteilliste
Spare Parts List

TV

9 / 2001

CHASSIS-FS-STEREO DIGI 100 CUC 1838
CHASSIS-TV-STEREO DIGI 100 CUC 1838

MATERIAL-NR. / PART NO.: 297040115000

POS. NR. POS. NO.	ABB. FIG.	MATERIAL-NR. PART NUMBER	ANZ. QTY.	BEZEICHNUNG (D)	DESCRIPTION (GB)
		297040115000		CHASSIS-FS-STEREO DIGI 100 CUC 1838 KEIN E-TEIL	CHASSIS TV STEREO DIGI 100 CUC 1838 NO SPARE PART
0100.000		295042622100	X	BAUSTEIN SIGNAL/ZF+TUNER	MODULE SIGNAL/IF+TUNER
0216.000		295017660102		TASTENSATZ PROHRAMM/LAUTSTAERKE	KEY SET PROGRAMME/VOLUME
0216.000		297033571100		TASTSCHALTER PROGRAMM +	KEY SWITCH PROGRAMME +
0216.000		297033571100		TASTSCHALTER PROGRAMM -	KEY SWITCH PROGRAMME -
0216.000		297033571100		TASTSCHALTER LAUTSTAERKE +	KEY SWITCH VOLUME +
0216.000		297033571100		TASTSCHALTER LAUTSTAERKE -	KEY SWITCH VOLUKME -
0240.000		293031680503		CINCH-BUCHSE 3-FACH FBAS/NF L,R	CINCH SOCKET 3 FOLD FBAS/AF L,R
0241.000		293033904200		KOPFHOERERBUCHSE 3,5mm O.SCHALTER	HEADPHONE SOCKET 3,5mm W/O SWITCH
0400.000		295042032100	X	BAUSTEIN FEATURE	MODULE FEATURE
0450.000		297006520103		HALTER BAUSTEIN	HOLDER MODULE
1000.000		096211130206	4	SICHERUNGSHALTER SI60501/62501	FUSE HOLDER SI60501/62501
2000.000	⚠	297033910100		NETZSCHALTER O.WISCHER	POWER SWITCH W/O WIPER
2010.000	⚠	293033996601		NETZ EINBAUGERAETESTECKER	APPLIANCE PLUG
2405.000		293031530107	2	MONTAGECLIP T53501/60506	MOUNTING CLIP T53501/60506
2420.000		293031530208		MONTAGECLIP IC40510	MOUNTING CLIP IC40510
2425.000		293031531208	8	MONTAGECLIP D53571/53572/60506/61516 D61521/61524/T50528/50529	MOUNTING CLIP D53571/53572/60506/61516 D61521/61524/T50528/50529
2445.000		293031531605		MONTAGECLIP T52503	MOUNTING CLIP T52503
2450.000		293031531802	2	MONTAGECLIP D61521/IC50510	MOUNTING CLIP D61521/IC50510
2460.000		293031561600	2	ISOLIERUNG D60019/60021	INSULATING D60019/60021
2465.000		293031561700		ISOLIERUNG D60019/60021	INSULATION D60019/60021
2468.000		293031561800		FOLIE WAERMELEITEND D60506	FOIL HEAT CONDUCTING D60506
2470.000		293031562000	7	FOLIE WAERMELEITEND D61516/61521/ 61524/IC50510/T50528/50529/52503	FOIL HEAT CONDUCTING D61516/61521/ 61524/IC50510/T50528/50529/52503
2480.000		293031562100	2	FOLIE WAERMELEITEND D53571/53572	FOIL HEAT CONDUCTING D53571/53572
2485.000		293031562300		FOLIE WAERMELEITEND T53501	FOIL HEAT CONDUCTING
2490.000		293031562800		FOLIE WAERMELEITEND D60019/60021	FOIL HEAT CONDUCTING D60019/60021
2495.000		293031563301		FOLIE WAERMELEITEND T60506	FOIL HEAT CONDUCTING T60506

X = SIEHE GESONDERTE E-LISTE
WW. = WAHLWEISE

X = SEE SEPARATE PARTS LIST
WW. = OPTIONAL

POS. NR. POS. NO.	MATERIAL-NR. PART NUMBER	BEZEICHNUNG DESCRIPTION
C 40502	845299615000	ELKO 2200UF 20% 25V
C 50512	845299614700	ELKO 1000UF 20% 25V
C 50526	845299614700	ELKO 1000UF 20% 25V
C 53512	851591160200	FOKO FKP1 142PF 2,5% 2000V
C 53571	851591471900	FOKO FKP1 0,012UF 3,5% 2000V
C 60504	851594266500	FOKO FKP2 560PF 2,5% 400V
C 60506	865006704600	KERKO HV C 100PF 20% 1KV
C 60509	851591104000	FOKO FKP1 220PF 10% 1600V
C 60512	865008111100	KERKO HV C 270PF 20% 2KV
C 60518	851591140300	FOKO FKP1 0,01UF 5% 1250V
C 60519	865006704600	KERKO HV C 100PF 20% 1KV
C 60521	865006704600	KERKO HV C 100PF 20% 1KV
C 60523	865008112500	KERKO HV C 1000PF 20% 1KV
C 60524	865008112500	KERKO HV C 1000PF 20% 1KV
C 60526	865008112500	KERKO HV C 1000PF 20% 1KV

POS. NR. POS. NO.		MATERIAL-NR. PART NUMBER	BEZEICHNUNG DESCRIPTION
C 60527		865008112500	KERKO HV C 1000PF 20% 1KV
C 60528		844330315000	ELKO SNT #3 150UF 20% 450V
C 60801		865006703100	KERKO HV C 47PF 20% 2KV
C 60802		865008112500	KERKO HV C 1000PF 20% 1KV
C 61511		865006704600	KERKO HV C 100PF 20% 1KV
C 61512		865006704600	KERKO HV C 100PF 20% 1KV
C 61514		851591103800	FOKO FKP1 100PF 10% 1600V
C 61521		865006704600	KERKO HV C 100PF 20% 1KV
C 61522		845209705500	ELKO #16 600/680UF +50-20 63V
C 61524		865006704600	KERKO HV C 100PF 20% 1KV
C 61561		865006704600	KERKO HV C 100PF 20% 1KV
C 61562		845209701500	ELKO #39 1000UF +50-20% 25V
C 61563		845209701500	ELKO #39 1000UF +50-20% 25V
C 61566		865006704600	KERKO HV C 100PF 20% 1KV
C 62501	⚠	851179304700	FOKO MP3/KT 0,47UF20% 275V

ÄNDERUNGEN VORBEHALTEN / SUBJECT TO ALTERATION

POS. NR. POS. NO.	MATERIAL-NR. PART NUMBER	BEZEICHNUNG DESCRIPTION
C 62502 ⚠	851179304700	FOKO MP3/KT 0,47UF20% 275V
C 62521 ⚠	866009823400	KERKO SI 1000PF 20% 400V
C 62548 ⚠	866009823800	KERKO SI 2200PF 20% 400V
C 62549 ⚠	866009823400	KERKO SI 1000PF 20% 400V
CD 21501	833050414800	MELF DIODE MCL4148
CD 21502	833050414800	MELF DIODE MCL4148
CD 21503	833050414800	MELF DIODE MCL4148
CD 21506	832531310300	MELF DIODE BAV103
CD 21666	833050414800	MELF DIODE MCL4148
CD 40536	833050414800	MELF DIODE MCL4148
CD 52503	833050414800	MELF DIODE MCL4148
CD 53519	833050414800	MELF DIODE MCL4148
CD 55503	830945504400	MELF Z-DIODE 4,3B 0,5W
CD 55504	833050414800	MELF DIODE MCL4148
CD 57501	833050414800	MELF DIODE MCL4148
CD 57503	833050414800	MELF DIODE MCL4148
CD 57504	833050414800	MELF DIODE MCL4148
CD 57506	830945515000	MELF Z-DIODE 15VB 0,5W
CD 58501	833050414800	MELF DIODE MCL4148
CD 58504	833050414800	MELF DIODE MCL4148
CD 58507	830945502800	MELF Z-DIODE 2,7B 0,5W A
CD 58511	833050414800	MELF DIODE MCL4148
CD 58512	833050414800	MELF DIODE MCL4148
CD 58521	833050414800	MELF DIODE MCL4148
CD 58522	833050414800	MELF DIODE MCL4148
CD 60811	833050414800	MELF DIODE MCL4148
CD 60812	832561034100	SMD DIODE STPS340U
CD 61528	832538430100	SMD Z-DIODE BZX84B30
CD 61538	832561034100	SMD DIODE STPS340U
CD 61548	832561034100	SMD DIODE STPS340U
CD 61558	832561034100	SMD DIODE STPS340U
CD 70501	830945505100	MELF-Z DIODE 5,1C 0,5W
CD 85513	830945505200	MELF-Z DIODE 5,1B 0,5W
CIC21660	830598600000	SMD IC 74LV00
CT 21670	830100484800	SMD TRANS BC848B/BC847B
CT 40531	830100484800	SMD TRANS BC848B/BC847B
CT 40591	830100484800	SMD TRANS BC848B/BC847B
CT 44515	830100484800	SMD TRANS BC848B/BC847B
CT 57506	830100484800	SMD TRANS BC848B/BC847B
CT 58512	830100484800	SMD TRANS BC848B/BC847B
CT 61585	830100484800	SMD TRANS BC848B/BC847B
CT 85505	830100385800	SMD TRANS BC858B/BC857B
CT 85510	830100385800	SMD TRANS BC858B/BC857B
D 21512	830921502000	DIODE 1N4004
D 40532	830921504500	DIODE 1N4148
D 50513	830951627200	DIODE BYV27/200
D 52506	830921502000	DIODE 1N4004
D 53508	830920100500	DIODE BA157
D 53519	830970900300	Z DIODE ZY51
D 53571	830920435900	DIODE BY359 1500
D 53572	830920423000	DIODE BY229-600
D 54501	830920100500	DIODE BA157
D 54511	830920100500	DIODE BA157
D 55512	830972033300	Z DIODE 33C 0,5W
D 60019	830919780700	DIODE STTA806D
WW.	830919780600	DIODE STTA806DI
D 60021	830919780700	DIODE STTA806D
WW.	830919780600	DIODE STTA806DI
D 60506 ⚠	830982088000	DIODE MUR880
D 60512	830951675400	DIODE BYT53B
D 60523	830856038400	GLR.SKB380C1500
D 61503	830972009900	Z DIODE 10B 0,5W
D 61511	830951603800	DIODE BYV38
D 61512	830951603800	DIODE BYV38
D 61516 ⚠	830951679800	DIODE BYT08 P-1000
D 61521 ⚠	830919682000	DIODE STPR820D

POS. NR. POS. NO.	MATERIAL-NR. PART NUMBER	BEZEICHNUNG DESCRIPTION
D 61524 ⚠	830919682000	DIODE STPR820D
D 61533	830920100500	DIODE BA157
D 61561 ⚠	830951717200	DIODE BYW172D
D 61562	830921502000	DIODE 1N4004
D 61563	830921502000	DIODE 1N4004
D 61566 ⚠	830951717200	DIODE BYW172D
D 61567	830921502000	DIODE 1N4004
D 61568	830921502000	DIODE 1N4004
D 85501	830998411600	LE-DIODE L-115WEGW
IC 40510	830536729700	IC TDA7297
IC 50510	830512597900	IC STV9379A
IC 55510	830533814500	IC TDA8145
IC 58510	830520439300	IC LM393P
IC 60510	830533464600	IC TDA16846
IC 60801	830547025300	IC TNY253
IC 60817	830546543100	IC TS431IZ-AP
IC 61510	830520435700	IC LM358N
IC 61535	830520497800	IC L4978
IC 61545	830520497800	IC L4978
IC 61555	830520497800	IC L4978
IC 84501	830546123600	IC TSOP1236
L 53501	810498205600	FERRITPERLE HF70 BTL 3,5X
L 53502	810498205600	FERRITPERLE HF70 BTL 3,5X
L 53503	810498205600	FERRITPERLE HF70 BTL 3,5X FERRITE BEAD
L 53511	814050524900	DR A AX-GA 10UH 10%
L 53512	092401140400	DROSSEL 1,5 MH/CHOKE
L 53521	292031259700	LINEARITAETSREGLER LINEARITY CONTROL
L 53574	092468596601	BRUECKENSPULE M.KERN BRIDGE COIL W.CORE
L 55514	092458160100	O/W AUSKOPPELSPULE E/W COUPLING COIL
L 60506	810498208100	FERRITPERLE 0,676UH
L 60507	810498208000	FERRITPERLE 0,676UH
L 60518	810498208000	FERRITPERLE 0,676UH FERRITE BEAD
L 60528 ⚠	292017119700	SPEICHERDROSSEL STORAGE CHOKE
L 60812	814052499200	SIEB-DR 10UH 15% 7608 FILTER CHOKE
L 61511	810498201400	DAEMPF-PERLE 433003038102
L 61514	810498201400	DAEMPF-PERLE 433003038102
L 61521	810498201400	DAEMPF-PERLE 433003038102
L 61524	810498201400	DAEMPF-PERLE 433003038102 DAMPING BEAD
L 61527	814052499200	SIEB-DR 10UH 15%
L 61538	814052499500	SIEB-DR 330UH 7608 FILTER CHOKE
L 61548	814052105900	SPEICHER-DR 59UH 2,5A
L 61548	814052106800	SPEICHER-DR 67UH STORAGE CHOKE
L 61549	814052499200	SIEB-DR 10UH 15% FILTER CHOKE
L 61558	814052105900	SPEICHER-DR 59UH 2,5A
L 61558	814052106800	SPEICHER-DR 67UH
L 61558	814052106700	SPEICHER-DR EF16 67UH STORAGE CHOKE
L 61561	810498201400	DAEMPF-PERLE 433003038102
L 61566	810498201400	DAEMPF-PERLE 433003038102 DAMPING BEAD
L 62501 ⚠	295008359700	ENTSTOER-DR 2X22MH INTERFERENCE CHOKE
L 62527	814052540600	BREITBAND-DR 433003038083 WIDE BAND CHOKE
OK 22505 ⚠	830600024200	OPTOKOPPLER IL4216-X001
OK 22505 ⚠	830600036200	OPTOKOPPLER TLP3063

ÄNDERUNGEN VORBEHALTEN / SUBJECT TO ALTERATION

POS. NR. POS. NO.	MATERIAL-NR. PART NUMBER	BEZEICHNUNG DESCRIPTION
OK 60531 ⚠	830600001200	OPTOKOPPLER CNY17F1
OK 60546 ⚠	830600001200	OPTOKOPPLER CNY17F1
OK 60805 ⚠	830600061500	OPTOKOPPLER SFH615A-2 OPTO COUPLER
R 21512	870000754900	KSW 0207 1,5 MOHM 5%
R 21521 ⚠	870532901800	MOW 0411 5,1 OHM 5%
R 22501 ⚠	831120001800	PTC DUO B59709-T60-A110
R 22506 ⚠	870022905700	KSW NB 0207 220 OHM 5%
R 40502 ⚠	873229600900	DRW 6,5 2,2 OHM 10%
R 50507	876642460400	MSW 0207 1,3 OHM 1%
R 50508	876642460400	MSW 0207 1,3 OHM 1%
R 50526 ⚠	870042900500	KSW NB 0207 1,5 OHM 5%
R 50529 ⚠	876635705300	MSW 0414 150 OHM 5%
R 52501 ⚠	870532901700	MOW 0411 4,7 OHM 5%
R 52503 ⚠	873023923900	DRW SI ST7 3W 39 OHM 5%
R 52505 ⚠	870536901700	MOW 0617 4,7 OHM 5%
R 52506 ⚠	870536901700	MOW 0617 4,7 OHM 5%
R 53502	876588600500	KSW 0207 1,5 OHM 5%
R 53503	876588600500	KSW 0207 1,5 OHM 5%
R 53508 ⚠	870042909700	KSW NB 0207 10 KOHM 5%
R 53516 ⚠	873028002100	DRW SI S11 7W 6,8 OHM 5%
R 53521 ⚠	870536906300	MOW 0617 390 OHM 5%
R 54501 ⚠	873500303300	DRW 0,75W 0,33 OHM 10%
R 54511 ⚠	873500303300	DRW 0,75W 0,33 OHM 10%
R 55512 ⚠	870536906500	MOW 0617 470 OHM 5%
R 55514 ⚠	870123081700	NKS 3 4,7 OHM 5%
R 58501	876519810400	MSW 0207 20 KOHM 1%
R 58524	870001134500	KSW 0204 1 MOHM 5%
R 60502	870006935600	KSW 0617 3 MOHM 2%
R 60508	873506730100	DRW 7 15 KOHM 10%
R 60512	870004903200	KSW 0411 20 OHM 5%
R 60802	831140107400	VDR SIOV-S07K385GS3
R 60803 ⚠	870042904500	KSW NB 0207 68 OHM 5%
R 60804 ⚠	870042900100	KSW NB 0207 1 OHM 5%
R 61508	879005005400	ESTR.SK10-A 22 KOHM LIN
R 61512 ⚠	870042904900	KSW NB 0207 100 OHM 5%
R 61527 ⚠	870536930100	MOW 0617 15 KOHM 10%
R 61533	873506404900	DRW 4 100 OHM 5%
R 62501 ⚠	876504914500	MSW SI 0414 1 MOHM 5%
R 62502	831100501700	NTC 4,7 OHM 30%
R 62503	831140127500	VDR SIOV-S14K275E2S11M5
R 62549 ⚠	876634915500	MSW SI 0414 2,7 MOHM 5%
SI 52501 ⚠	831561202700	SI LOET T315MA 250V
SI 60501 ⚠	831562000300	SI 5X20 T2A L 250V
SI 61521 ⚠	831562022500	SI LOET T2A 250V
SI 61524 ⚠	831562102700	SI LOET T2,5A 250V
SI 61538 ⚠	831561820000	SI LOET T1A 250V
SI 61561 ⚠	831562022500	SI LOET T2A 250V
SI 61566 ⚠	831562022500	SI LOET T2A 250V
SI 62501 ⚠	831562250300	SI 5X20 T3,15A H 250V
T 21511	830340129900	TRANS BF299G
T 50528	830221054400	TRANS BD544B
T 50529	830221054300	TRANS BD543B
T 52503	830221068200	TRANS BD679A
T 53501	830262533100	TRANS 2SC5331
T 60506	830263829900	TRANS 2SK2699
TC 22503	831001000800	TRIAC BTB08-600CW F17
TR 52501	092468679700	UEBERTRAGER DRIVER TRANSFORMER

POS. NR. POS. NO.	MATERIAL-NR. PART NUMBER	BEZEICHNUNG DESCRIPTION
TR 53500 ⚠	292016800601	DIODEN-SPLIT TRAFO TRANSFORMER DIODE SPLIT
TR 60500 ⚠	292015849702	SPERRWANDLERTRAFO B.O.TYPE CONVERTER TRANSFORMER
TR 60800 ⚠	292016249700	SPERRWANDLERTRAFO STAND BY B.O.TYPE CONVERTER TRANSFORMER STAND BY

Es gelten die Vorschriften und Sicherheitshinweise gemäß dem Service Manual "Sicherheit", Mat.-Nummer 720108000000, sowie zusätzlich die eventuell abweichenden, landesspezifischen Vorschriften!

⚠ (!)

The regulations and safety instructions shall be valid as provided by the "Safety" Service Manual, part number 720108000000, as well as the respective national deviations.

ÄNDERUNGEN VORBEHALTEN / SUBJECT TO ALTERATION

GRUNDIG

Ersatzteilliste
Spare Parts List

TV

8 / 2001

CHASSIS-FS-STEREO DIGI 100 CUC 1839
CHASSIS TV STEREO DIGI 100 CUC 1839

MATERIAL-NR. / PART NO.: 297040114400

POS. NR. POS. NO.	ABB. FIG.	MATERIAL-NR. PART NUMBER	ANZ. QTY.	BEZEICHNUNG (D)	DESCRIPTION (GB)
		297040114400		CHASSIS-FS-STEREO DIGI 100 CUC 1839 KEIN E-TEIL	CHASSIS TV STEREO DIGI 100 CUC 1839 NO SPARE PART
0100.000		295042622100	X	BAUSTEIN SIGNAL/ZF+TUNER MULTI 8	MODULE SIGNAL/IF+TUNER MULTI 8
0300.000		295042032800	X	BAUSTEIN FEATURE	MODULE FEATURE
0450.000		297006540102		HALTER FOKUSPLATTE	HOLDER FOCUS BOARD
0450.000		297006520103		HALTER BAUSTEIN	HOLDER MODULE
0700.000		297006400100		KLAMMER FUSSPUNKTREGLER	CLAMP LOW END CONTROL
0910.000		292107030200		FOKUSLEITUNG	FOCUS CABLE
1000.000		096211130206	2	SICHERUNGSHALTER SI60501	FUSE HOLDER SI60501
		293050254300		DYNAMISCHE FOKUSSIERUNGSPLATTE KEIN E-TEIL	DYNAMIC FOCUSING BOARD NO SPARE PART
2000.000	⚠	292105026201		NETZLEITUNG M.FERRITKERN	POWER CABLE W.FERRITE CORE
2405.000		293031530107	2	MONTAGECLIP T53501/60506	MOUNTING CLIP T53501/T60506
2420.000		293031530208		MONTAGECLIP IC40510	MOUNTING CLIP IC40510
2435.000		293031531208	4	MONTAGECLIP D53571/53572/60506/61521	MOUNTING CLIP D53571/53572/60506/61521
2445.000		293031531802	5	MONTAGECLIP D61516/61524/IC50510 T50528/50529	MOUNTING CLIP D61516/61524/IC50510 T50528/50529
2445.000		293031531605		MONTAGECLIP T52503	MOUNTING CLIP T52503
2450.000		293031561600	2	ISOLIERUNG D60019/60021	INSULATING D60019/60021
2460.000		293031561700	2	ISOLIERUNG D60019/60021	INSULATING D60019/60021
2465.000		293031561800		FOLIE WAERMELEITEND D60506	FOIL HEAT CONDUCTING D60506
2470.000		293031562000	7	FOLIE WAERMELEITEND D612516/61521/ 61524/IC50510/T50528/50529/52503	FOIL HEAT CONDUCTING D612516/61521/ 61524/IC50510/T50528/50529/52503
2480.000		293031562100	2	FOLIE WAERMELEITEND D53571/53572	FOIL HEAT CONDUCTING D53571/53572
2485.000		293031562300		FOLIE WAERMELEITEND T53501	FOIL HEAT CONDUCTING T53501
2490.000		293031562800	2	FOLIE WAERMELEITEND D60019/60021	FOIL HEAT CONDUCTING D60019/60021
2495.000		293031563301		FOLIE WAERMELEITEND T60506	FOIL HEAT CONDUCTING T60506
				X = SIEHE GESONDERTE E-IISTE WW. = WAHLWEISE	X = SEE SEPARATE PART LIST WW. = OPTIONAL

POS. NR. POS. NO.	MATERIAL-NR. PART NUMBER	BEZEICHNUNG DESCRIPTION
C 40502	845299615000	ELKO 2200UF 20% 25V
C 50512	845299614700	ELKO 1000UF 20% 25V
C 50526	845299614700	ELKO 1000UF 20% 25V
C 53512	851591160200	FOKO FKP1 142PF 2,5% 2000V
C 53571	851591471700	FOKO FKP1 0,011UF 3,5% 2000V
C 60506	865006704600	KERKO HV C 100PF 20% 1KV
C 60509	851591104000	FOKO FKP1 220PF 10% 1600V
C 60512	865008111100	KERKO HV C 270PF 20% 2KV
C 60518	851591140300	FOKO FKP1 0,01UF 5% 1250V
C 60519	865006704600	KERKO HV C 100PF 20% 1KV
C 60521	865006704600	KERKO HV C 100PF 20% 1KV
C 60523	865008112500	KERKO HV C 1000PF 20% 1KV
C 60524	865008112500	KERKO HV C 1000PF 20% 1KV
C 60526	865008112500	KERKO HV C 1000PF 20% 1KV
C 60527	865008112500	KERKO HV C 1000PF 20% 1KV

POS. NR. POS. NO.	MATERIAL-NR. PART NUMBER	BEZEICHNUNG DESCRIPTION
C 60528	844330315000	ELKO SNT #3 150UF 20% 450
C 60529 ⚠	851179301800	FOKO MP3 0,1UF 20% 275V
C 60801	865006703100	KERKO HV C 47PF 20% 2KV
C 60802	865008112500	KERKO HV C 1000PF 20% 1KV
C 61511	865006704600	KERKO HV C 100PF 20% 1KV
C 61512	865006704600	KERKO HV C 100PF 20% 1KV
C 61514	851591103800	FOKO FKP1 100PF 10% 1600V
C 61521	865006704600	KERKO HV C 100PF 20% 1KV
C 61522	845209705500	ELKO #16 600/680UF 63V
C 61524	865006704600	KERKO HV C 100PF 20% 1KV
C 61561	865006704600	KERKO HV C 100PF 20% 1KV
C 61562	845209701500	ELKO #39 1000UF +50-20% 25V
C 61563	845209701500	ELKO #39 1000UF +50-20% 25V
C 61566	865006704600	KERKO HV C 100PF 20% 1KV
C 62501 ⚠	851179304700	FOKO MP3/KT 0,47UF20% 275

ÄNDERUNGEN VORBEHALTEN / SUBJECT TO ALTERATION

POS. NR. POS. NO.	MATERIAL-NR. PART NUMBER	BEZEICHNUNG DESCRIPTION
C 62502 ⚠	851179304700	FOKO MP3/KT 0,47UF20% 275
C 62521 ⚠	866009823400	KERKO SI 1000PF 20% 400V
C 62548 ⚠	866009823800	KERKO SI 2200PF 20% 400V
C 62549 ⚠	866009823400	KERKO SI 1000PF 20% 400V
C 64001 ⚠	850220006600	FOKO WIMADUR 1500PF 20% 6000V
C 64002 ⚠	850220006600	FOKO WIMADUR 1500PF 20% 6000V
C 64006	851591160900	FOKO FKP1 180PF -5% 2000V
CD 21501	833050414800	MELF DIODE MCL4148
CD 21502	833050414800	MELF DIODE MCL4148
CD 21503	833050414800	MELF DIODE MCL4148
CD 21506	832531310300	MELF DIODE BAV103
CD 21666	833050414800	MELF DIODE MCL4148
CD 40536	833050414800	MELF DIODE MCL4148
CD 52503	833050414800	MELF DIODE MCL4148
CD 53519	833050414800	MELF DIODE MCL4148
CD 55503	830945504400	MELF Z-DIODE 4,3B 0,5W
CD 55504	833050414800	MELF DIODE MCL4148
CD 57501	833050414800	MELF DIODE MCL4148
CD 57503	833050414800	MELF DIODE MCL4148
CD 57504	833050414800	MELF DIODE MCL4148
CD 57506	830945515000	MELF Z-DIODE 15VB 0,5W
CD 58501	833050414800	MELF DIODE MCL4148
CD 58504	833050414800	MELF DIODE MCL4148
CD 58507	830945502800	MELF Z-DIODE 2,7B 0,5W
CD 58511	833050414800	MELF DIODE MCL4148
CD 58512	833050414800	MELF DIODE MCL4148
CD 58521	833050414800	MELF DIODE MCL4148
CD 58522	833050414800	MELF DIODE MCL4148
CD 60811	833050414800	MELF DIODE MCL4148
CD 60812	832561034100	SMD DIODE STPS340U
CD 61528	832538430100	SMD Z-DIODE BZX84B30
CD 61538	832561034100	SMD DIODE STPS340U
CD 61548	832561034100	SMD DIODE STPS340U
CD 61558	832561034100	SMD DIODE STPS340U
CD 70501	830945505100	MELF-Z DIODE 5,1C 0,5W
CD 85513	830945505200	MELF-Z DIODE 5,1B 0,5W
CIC21660	830598600000	SMD IC 74LV00
CL 60504	810498233100	SMD DAEMPF-PERLE 0805 BLM
CT 21670	830100484800	SMD TRANS BC848B/BC847B
CT 40531	830100484800	SMD TRANS BC848B/BC847B
CT 40591	830100484800	SMD TRANS BC848B/BC847B
CT 44515	830100484800	SMD TRANS BC848B/BC847B
CT 57506	830100484800	SMD TRANS BC848B/BC847B
CT 58512	830100484800	SMD TRANS BC848B/BC847B
CT 61585	830100484800	SMD TRANS BC848B/BC847B
CT 85505	830100385800	SMD TRANS BC858B/BC857B
CT 85510	830100385800	SMD TRANS BC858B/BC857B
D 21512	830921502000	DIODE 1N4004
D 40532	830921504500	DIODE 1N4148
D 50513	830951627200	DIODE BYV27/200
D 52506	830921502000	DIODE 1N4004
D 53508	830920100500	DIODE BA157
D 53519	830970900300	Z DIODE ZY51
D 53571	830920435900	DIODE BY359 1500
D 53572	830920423000	DIODE BY229-600
D 54501	830920100500	DIODE BA157
D 54511	830920100500	DIODE BA157
D 55512	830972033300	Z DIODE 33C 0,5W
D 60019	830919780700	DIODE STTA806D
WW.	830919780600	DIODE STTA806DI
D 60021	830919780700	DIODE STTA806D
WW.	830919780600	DIODE STTA806DI
D 60506 ⚠	830982088000	DIODE MUR880
D 60512	830951675400	DIODE BYT53B
D 60523	830856038400	GLR.SKB380C1500

POS. NR. POS. NO.	MATERIAL-NR. PART NUMBER	BEZEICHNUNG DESCRIPTION
D 61503	830972009900	Z DIODE 10B 0,5W
D 61511	830951603800	DIODE BYV38
D 61512	830951603800	DIODE BYV38
D 61516 ⚠	830951679800	DIODE BYT08 P-1000
D 61521 ⚠	830919612000	DIODE STPR1520D
D 61524 ⚠	830919682000	DIODE STPR820D
D 61533	830920100500	DIODE BA157
D 61561 ⚠	830951717200	DIODE BYW172D
D 61562	830921512700	DIODE 1N4007
D 61563	830921512700	DIODE 1N4007
D 61566 ⚠	830951717200	DIODE BYW172D
D 61567	830921512700	DIODE 1N4007
D 61568	830921512700	DIODE 1N4007
D 64010	830966306800	Z-DIODE BZT03D68
D 64011	830920002100	DIODE BAV21
D 64012	830920002100	DIODE BAV21
D 64013	830920002100	DIODE BAV21
D 64014	830920002100	DIODE BAV21
FS 64001	293032300200	FUNKENSTRECKE 1,6KV
IC 40510	830536729700	IC TDA7297
IC 50510	830512597900	IC STV9379A
IC 55510	830533814500	IC TDA8145
IC 58510	830520439300	IC LM393P
IC 60510	830533464600	IC TDA16846
IC 60801	830547025300	IC TNY253
IC 60817	830546543100	IC TS431IZ-AP
IC 61510	830520435700	IC LM358N
IC 61535	830520497800	IC L4978
IC 61545	830520497800	IC L4978
IC 61555	830520497800	IC L4978
L 53501	810498205600	FERRITPERLE HF70 BTL 3,5X
L 53502	810498205600	FERRITPERLE HF70 BTL 3,5X
L 53503	810498205600	FERRITPERLE HF70 BTL 3,5X FERRITE BEAD
L 53511	814050524900	DR A AX-GA 10UH 10%
L 53512	092401140400	DROSSEL 1,5 MH CHOKE
L 53521	292031229700	LINEARITAETSREGLER LINEARITY CONTROL
L 53574	092468596300	SPULE BRUECKE M.KERN BRIDGE COIL W. CORE
L 55514	092458160100	O/W AUSKOPPELSPULE E/W COUPLING COIL
L 60506	810498208100	FERRITPERLE 0,676UH 57205
L 60507	810498208000	FERRITPERLE 0,676UH 57205
L 60518	810498208000	FERRITPERLE 0,676UH 57205 FERRITE BEAD
L 60528 ⚠	292017119700	SPEICHERDROSSEL STORAGE CHOKE
L 60812	814052499200	SIEB-DR 10UH 15% FILTER CHOKE
L 61511	810498201400	DAEMPF-PERLE 433003038102
L 61514	810498201400	DAEMPF-PERLE 433003038102
L 61521	810498201400	DAEMPF-PERLE 433003038102
L 61524	810498201400	DAEMPF-PERLE 433003038102 DAMPING BEAD
L 61527	814052499200	SIEB-DR 10UH 15% 7608
L 61538	814052499500	SIEB-DR 330UH 7608 FILTER CHOKE
L 61548	814052105900	SPEICHER-DR 59UH
L 61548	814052106800	SPEICHER-DR 67UH STORAGE CHOKE
L 61549	814052499200	SIEB-DR 10UH 15% FILTER CHOKE
L 61558	814052105900	SPEICHER-DR 59UH
L 61558	814052106800	SPEICHER-DR 67UH
L 61558	814052106700	SPEICHER-DR 67UH STORAGE CHOKE

ÄNDERUNGEN VORBEHALTEN / SUBJECT TO ALTERATION

POS. NR. POS. NO.	MATERIAL-NR. PART NUMBER	BEZEICHNUNG DESCRIPTION
C 62502 ⚠	851179304700	FOKO MP3/KT 0,47UF20% 275
C 62521 ⚠	866009823400	KERKO SI 1000PF 20% 400V
C 62548 ⚠	866009823800	KERKO SI 2200PF 20% 400V
C 62549 ⚠	866009823400	KERKO SI 1000PF 20% 400V
C 64001 ⚠	850220006600	FOKO WIMADUR 1500PF 20% 6000V
C 64002 ⚠	850220006600	FOKO WIMADUR 1500PF 20% 6000V
C 64006	851591160900	FOKO FKP1 180PF -5% 2000V
CD 21501	833050414800	MELF DIODE MCL4148
CD 21502	833050414800	MELF DIODE MCL4148
CD 21503	833050414800	MELF DIODE MCL4148
CD 21506	832531310300	MELF DIODE BAV103
CD 21666	833050414800	MELF DIODE MCL4148
CD 40536	833050414800	MELF DIODE MCL4148
CD 52503	833050414800	MELF DIODE MCL4148
CD 53519	833050414800	MELF DIODE MCL4148
CD 55503	830945504400	MELF Z-DIODE 4,3B 0,5W
CD 55504	833050414800	MELF DIODE MCL4148
CD 57501	833050414800	MELF DIODE MCL4148
CD 57503	833050414800	MELF DIODE MCL4148
CD 57504	833050414800	MELF DIODE MCL4148
CD 57506	830945515000	MELF Z-DIODE 15VB 0,5W
CD 58501	833050414800	MELF DIODE MCL4148
CD 58504	833050414800	MELF DIODE MCL4148
CD 58507	830945502800	MELF Z-DIODE 2,7B 0,5W
CD 58511	833050414800	MELF DIODE MCL4148
CD 58512	833050414800	MELF DIODE MCL4148
CD 58521	833050414800	MELF DIODE MCL4148
CD 58522	833050414800	MELF DIODE MCL4148
CD 60811	833050414800	MELF DIODE MCL4148
CD 60812	832561034100	SMD DIODE STPS340U
CD 61528	832538430100	SMD Z-DIODE BZX84B30
CD 61538	832561034100	SMD DIODE STPS340U
CD 61548	832561034100	SMD DIODE STPS340U
CD 61558	832561034100	SMD DIODE STPS340U
CD 70501	830945505100	MELF-Z DIODE 5,1C 0,5W
CD 85513	830945505200	MELF-Z DIODE 5,1B 0,5W
CIC21660	830598600000	SMD IC 74LV00
CL 60504	810498233100	SMD DAEMPF-PERLE 0805 BLM
CT 21670	830100484800	SMD TRANS BC848B/BC847B
CT 40531	830100484800	SMD TRANS BC848B/BC847B
CT 40591	830100484800	SMD TRANS BC848B/BC847B
CT 44515	830100484800	SMD TRANS BC848B/BC847B
CT 57506	830100484800	SMD TRANS BC848B/BC847B
CT 58512	830100484800	SMD TRANS BC848B/BC847B
CT 61585	830100484800	SMD TRANS BC848B/BC847B
CT 85505	830100385800	SMD TRANS BC858B/BC857B
CT 85510	830100385800	SMD TRANS BC858B/BC857B
D 21512	830921502000	DIODE 1N4004
D 40532	830921504500	DIODE 1N4148
D 50513	830951627200	DIODE BYV27/200
D 52506	830921502000	DIODE 1N4004
D 53508	830920100500	DIODE BA157
D 53519	830970900300	Z DIODE ZY51
D 53571	830920435900	DIODE BY359 1500
D 53572	830920423000	DIODE BY229-600
D 54501	830920100500	DIODE BA157
D 54511	830920100500	DIODE BA157
D 55512	830972033300	Z DIODE 33C 0,5W
D 60019	830919780700	DIODE STTA806D
WW.	830919780600	DIODE STTA806DI
D 60021	830919780700	DIODE STTA806D
WW.	830919780600	DIODE STTA806DI
D 60506 ⚠	830982088000	DIODE MUR880
D 60512	830951675400	DIODE BYT53B
D 60523	830856038400	GLR.SKB380C1500

POS. NR. POS. NO.	MATERIAL-NR. PART NUMBER	BEZEICHNUNG DESCRIPTION
D 61503	830972009900	Z DIODE 10B 0,5W
D 61511	830951603800	DIODE BYV38
D 61512	830951603800	DIODE BYV38
D 61516 ⚠	830951679800	DIODE BYT08 P-1000
D 61521 ⚠	830919612000	DIODE STPR1520D
D 61524 ⚠	830919682000	DIODE STPR820D
D 61533	830920100500	DIODE BA157
D 61561 ⚠	830951717200	DIODE BYW172D
D 61562	830921512700	DIODE 1N4007
D 61563	830921512700	DIODE 1N4007
D 61566 ⚠	830951717200	DIODE BYW172D
D 61567	830921512700	DIODE 1N4007
D 61568	830921512700	DIODE 1N4007
D 64010	830966306800	Z-DIODE BZT03D68
D 64011	830920002100	DIODE BAV21
D 64012	830920002100	DIODE BAV21
D 64013	830920002100	DIODE BAV21
D 64014	830920002100	DIODE BAV21
FS 64001	293032300200	FUNKENSTRECKE 1,6KV
IC 40510	830536729700	IC TDA7297
IC 50510	830512597900	IC STV9379A
IC 55510	830533814500	IC TDA8145
IC 58510	830520439300	IC LM393P
IC 60510	830533464600	IC TDA16846
IC 60801	830547025300	IC TNY253
IC 60817	830546543100	IC TS431IZ-AP
IC 61510	830520435700	IC LM358N
IC 61535	830520497800	IC L4978
IC 61545	830520497800	IC L4978
IC 61555	830520497800	IC L4978
L 53501	810498205600	FERRITPERLE HF70 BTL 3,5X
L 53502	810498205600	FERRITPERLE HF70 BTL 3,5X
L 53503	810498205600	FERRITPERLE HF70 BTL 3,5X FERRITE BEAD
L 53511	814050524900	DR A AX-GA 10UH 10%
L 53512	092401140400	DROSSEL 1,5 MH CHOKE
L 53521	292031229700	LINEARITAETSREGLER LINEARITY CONTROL
L 53574	092468596300	SPULE BRUECKE M.KERN BRIDGE COIL W. CORE
L 55514	092458160100	O/W AUSKOPPELSPULE E/W COUPLING COIL
L 60506	810498208100	FERRITPERLE 0,676UH 57205
L 60507	810498208000	FERRITPERLE 0,676UH 57205
L 60518	810498208000	FERRITPERLE 0,676UH 57205 FERRITE BEAD
L 60528 ⚠	292017119700	SPEICHERDROSSEL STORAGE CHOKE
L 60812	814052499200	SIEB-DR 10UH 15% FILTER CHOKE
L 61511	810498201400	DAEMPF-PERLE 433003038102
L 61514	810498201400	DAEMPF-PERLE 433003038102
L 61521	810498201400	DAEMPF-PERLE 433003038102
L 61524	810498201400	DAEMPF-PERLE 433003038102 DAMPING BEAD
L 61527	814052499200	SIEB-DR 10UH 15% 7608
L 61538	814052499500	SIEB-DR 330UH 7608 FILTER CHOKE
L 61548	814052105900	SPEICHER-DR 59UH
L 61548	814052106800	SPEICHER-DR 67UH STORAGE CHOKE
L 61549	814052499200	SIEB-DR 10UH 15% FILTER CHOKE
L 61558	814052105900	SPEICHER-DR 59UH
L 61558	814052106800	SPEICHER-DR 67UH
L 61558	814052106700	SPEICHER-DR 67UH STORAGE CHOKE

ÄNDERUNGEN VORBEHALTEN / SUBJECT TO ALTERATION

GRUNDIG

Ersatzteilliste
Spare Parts List

TV

9 / 2001

BLDROHRPLATTE DIGI 100
PICTURE TUBE BOARD DIGI 100

MATERIAL-NR. / PART NO.: 293051224600

POS. NR. POS. NO.	ABB. FIG.	MATERIAL-NR. PART NUMBER	ANZ. QTY.	BEZEICHNUNG (D)	DESCRIPTION (GB)
		293051224600		BILDROHRPLATTE DIGI 100	PICTURE TUBE BOARD DIGI 100
0800.000	⚠	293037521500		BILDROHRFASSUNG	CRT SOCKET
2430.000		293031530208	3	MONTAGECLIP IC24000/24030/24070	MOUNTING CLIP IC24000/24030/24070

POS. NR. POS. NO.	MATERIAL-NR. PART NUMBER	BEZEICHNUNG DESCRIPTION
C 21104	856373161200	FOKO KF #21 0,01UF 20% 1500V
CD 65011	830953414900	MELF-DIODE LL4148
CD 65021	830953414900	MELF-DIODE LL4148
CT 24105	830100484800	SMD TRANS BC848B/BC847B
CT 24110	830119006000	SMD TRANS BSP60
CT 24115	830100484800	SMD TRANS BC848B/BC847B
CT 24120	830100385800	SMD TRANS BC858B/BC857B
CT 24125	830100484800	SMD TRANS BC848B/BC847B
CT 24130	830100385800	SMD TRANS BC858B/BC857B
CT 24135	830100484800	SMD TRANS BC848B/BC847B
CT 24140	830100385800	SMD TRANS BC858B/BC857B
CT 24145	830100484800	SMD TRANS BC848B/BC847B
CT 65003	830100385800	SMD TRANS BC858B/BC857B
CT 65004	830100484800	SMD TRANS BC848B/BC847B
CT 65005	830100680700	SMD TRANS BC807-40
CT 65010	830100681700	SMD-TRANS BC817-40
CT 65055	830100385800	SMD TRANS BC858B/BC857B
CT 65060	830100484800	SMD TRANS BC848B/BC847B
D 24007	830920002100	DIODE BAV21
D 24008	830920002100	DIODE BAV21
D 24011	830972004000	Z DIODE 3,9C 0,5W
D 24036	830921504500	DIODE 1N4148
D 24037	830920002100	DIODE BAV21
D 24038	830920002100	DIODE BAV21
D 24071	830921504500	DIODE 1N4148
D 24077	830920002100	DIODE BAV21
D 24078	830920002100	DIODE BAV21
D 24106	830971411200	Z-DIODE 12C 1,3W
IC 24000	830533611100	IC TDA6111N4
IC 24030	830533611100	IC TDA6111N4
IC 24070	830533611100	IC TDA6111N4
L 21111	810498201400	DAEMPF-PERLE 433003038102
L 65002	810498201400	DAEMPF-PERLE 433003038102 DAMPING BEAD

POS. NR. POS. NO.	MATERIAL-NR. PART NUMBER	BEZEICHNUNG DESCRIPTION
L 65019	814052495000	ENTSTOER-DR 2X470UH B8279 INTERFERENCE CHOKE
L 65023	810498201400	DAEMPF-PERLE 433003038102 DAMPING BEAD
R 21106	870240107700	KMW 0411 1,5 KOHM 10%
R 21116	870240105900	KMW 0411 270 OHM 5%
R 24008	870240107300	KMW 0411 1 KOHM 10%
R 24038	870240107300	KMW 0411 1 KOHM 10%
R 24078	870240107300	KMW 0411 1 KOHM 10%
T 07175	830261183700	TRANS 2SA1837
T 07185	830262479300	TRANS 2SC4793

Es gelten die Vorschriften und Sicherheitshinweise gemäß dem Service Manual "Sicherheit", Mat.-Nummer 720108000000, sowie zusätzlich die eventuell abweichenden, landesspezifischen Vorschriften!

⚠ (!)

The regulations and safety instructions shall be valid as provided by the "Safety" Service Manual, part number 720108000000, as well as the respective national deviations.

ÄNDERUNGEN VORBEHALTEN / SUBJECT TO ALTERATION

GRUNDIG

Ersatzteilliste
Spare Parts List

TV

8 / 2001

BAUSTEIN SUBWOOFER DIGI 100
MODULE SUBWOOFER DIGI 100

MATERIAL-NR. / PART NO.: 295042041500

POS. NR. POS. NO.	ABB. FIG.	MATERIAL-NR. PART NUMBER	ANZ. QTY.	BEZEICHNUNG (D)	DESCRIPTION (GB)
		295042041500		BAUSTEIN SUBWOOFER DIGI 100	MODULE SUBWOOFER DIGI 100
2490.000		293031563101		FOLIE WAERMELEITEND IC40000	FOIL HEAT CONDUCTING IC40000

POS. NR. POS. NO.	MATERIAL-NR. PART NUMBER	BEZEICHNUNG DESCRIPTION
C 40012	845299615000	ELKO 2200UF 20% 25V
C 44016	845296710400	ELKO AMMO5 1000UF 16V
CD 40031	833050414800	MELF DIODE MCL4148
CD 40041	833050414800	MELF DIODE MCL4148
CD 40061	833050414800	MELF DIODE MCL4148
CD 40071	833050414800	MELF DIODE MCL4148
IC 40000	830536729700	IC TDA7297

Es gelten die Vorschriften und Sicherheitshinweise gemäß dem Service Manual "Sicherheit", Mat.-Nummer 720108000000, sowie zusätzlich die eventuell abweichenden, landesspezifischen Vorschriften!

⚠ (!)

The regulations and safety instructions shall be valid as provided by the "Safety" Service Manual, part number 720108000000, as well as the respective national deviations.

ÄNDERUNGEN VORBEHALTEN / SUBJECT TO ALTERATION